



AIR CONDITIONING



HEATING AND COOLING SOLUTIONS

# SPLIT SYSTEMS



## AUSTRALIA'S BEST SPLIT SYSTEM AIR-CONDITIONER BRAND

We're proud to once again have been rated the best split system air-conditioner brand in the 2023 Finder Awards - that's the third year in a row! These awards recognise brand sentiment from customer feedback on different retail product categories.



## AUSTRALIA'S BEST AIR-CONDITIONER BRAND

We're proud to have been recognised by CHOICE® as Australia's best brand of air-conditioner six years in a row - something no other air-conditioner brand has done before. The award is based on test reviews of over 200 reverse cycle air-conditioners and the results of the annual reliability and satisfaction survey completed by CHOICE® members.



## AUSTRALIA'S MOST SATISFIED CUSTOMERS

We're also proud to have been named by Canstar Blue as having the most satisfied customers of any air-conditioner brand for the last five years. Canstar Blue's annual air-conditioner review rates air conditioning brands on functionality and features, noise, ease of use, reliability, value for money and overall consumer satisfaction.

## MITSUBISHI HEAVY INDUSTRIES AIR-CONDITIONERS AUSTRALIA

Mitsubishi Heavy Industries Air-Conditioners Australia (MHIAA) is one of Australia's leading suppliers of premium residential and commercial air conditioning systems. Delivering engineering excellence for over 130 years, the Mitsubishi Heavy Industries brand is instantly recognisable for quality and technological advancement.

With innovation central to both the organisation and the development of air conditioning systems, Mitsubishi Heavy Industries carries a strong philosophy of engineering products that are designed to improve the lives of those who use them and at the same time, create a sustainable future for our company and the world we live in.

## COMMITTED TO QUALITY

Standing behind the quality of our products, is our commitment to our customers and our after sales service guarantees. Along with the rigorous quality assurance testing carried out on all Mitsubishi Heavy Industries products, comprehensive warranties provide you with peace of mind and carry our commitment to quality.

## 5 YEARS PARTS AND LABOUR WARRANTY

Mitsubishi Heavy Industries Air-conditioners Australia focuses solely on manufacturing high performance air-conditioners for the Australian market. All our systems are of the highest quality and are backed by a full 5 year parts and labour warranty.



## EXCEEDING ENERGY PERFORMANCE STANDARDS

To comply with Australian standards and deliver the most efficient solutions possible to our customers, all Mitsubishi Heavy Industries Air-conditioners Australia systems meet and exceed the Minimum Energy Performance Standards (MEPS).



# MHIAA Split Systems

Our award winning split systems offer a quiet and highly energy efficient solution for heating and cooling individual rooms. They are comprised of an indoor unit which is installed on an interior wall or in your ceiling and an outdoor unit which is placed on an exterior wall of your home. All split systems come with a wireless remote control as standard.

Our split systems come in a variety of types (wall mounted, floor mounted and bulkhead), a range of capacities and both cool only and reverse cycle to suit any Aussie home.

All our systems have undergone strict and rigorous testing and quality control measures to ensure they are of the highest standards and will withstand the tough Australian climate.



## Wall Mounted

- Highly energy efficient
- Convenient features and functions
- Available in range of capacities
- Suitable for any home



## Floor Mounted

- Energy efficient
- Convenient features and functions
- Perfect for colder climates



## Bulkhead

- Super quiet operation
- Discreet design
- Perfect for renovations, new builds
- Convenient features and functions

# Our Technology

## IMPROVED HEAT EXCHANGER

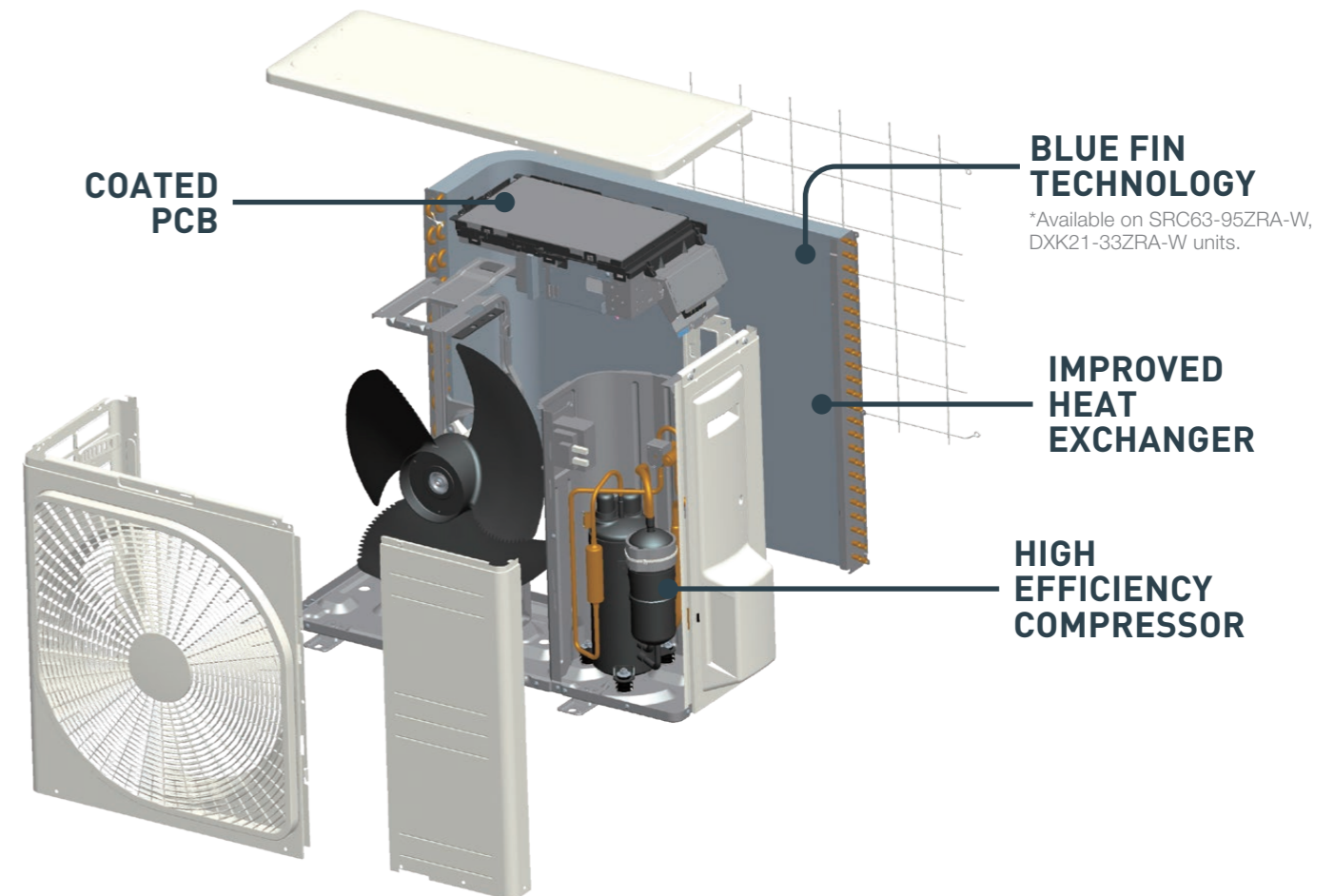
Our new and improved heat exchanger has been developed to improve refrigerant distribution and increase the systems effectiveness. The new design features a larger heat exchange area, boosting the unit's overall efficiency.

## COATED PCB

To protect against humid weather a protective coating is applied to the circuit board in the outdoor unit, allowing it to withstand Australia's varying weather conditions and ensure the longevity of your system.

## BLUE FIN TECHNOLOGY

Mitsubishi Heavy Industries outdoor units are coated with specially formulated layers that assist in preventing the hydrophilicity effect and assists in reducing the corrosion rate of the aluminium section from harsh Australian weather conditions.



## HIGH EFFICIENCY COMPRESSOR

One of the key features that provides Mitsubishi Heavy Industries air-conditioners with their powerful performance is our highly efficient compressor. Combined with a Neodymium motor that uses powerful, rare earth magnets, Mitsubishi Heavy Industries air-conditioners can deliver a higher motor efficiency while producing much less operational noise.

## DC PAM INVERTER

The PAM control used in Mitsubishi Heavy Industries air-conditioners helps minimise the loss of electricity and boost the efficiency by allowing the unit to reach the temperature quickly before slowing down the compressor. This allows the unit to save energy while maintaining a comfortable temperature in the room.

## WIDE OPERATION RANGE

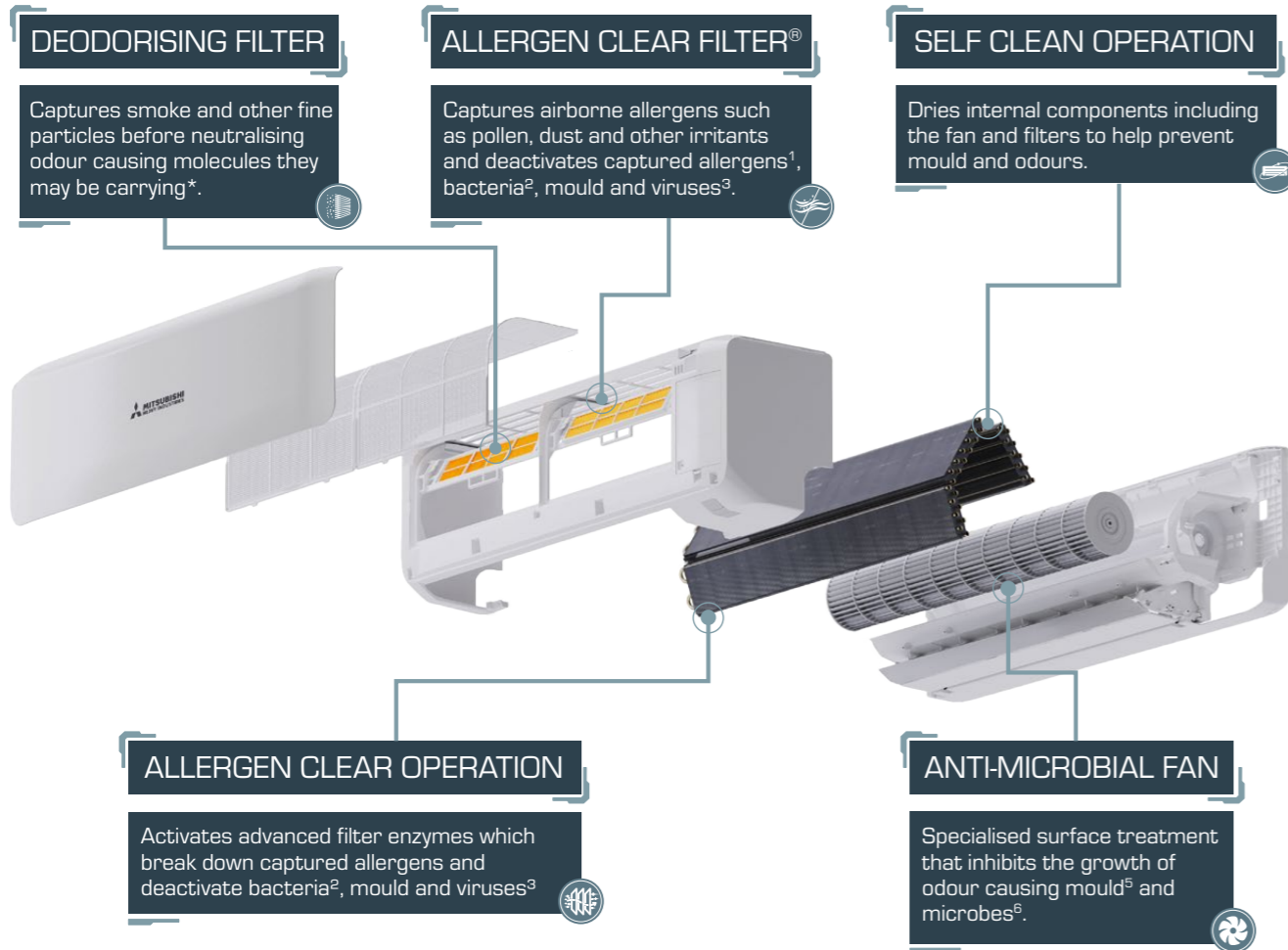
With our advanced technology and high quality components, Mitsubishi Heavy Industries air-conditioners can operate in ambient outdoor temperatures as low as  $-20^{\circ}\text{C}$  in heating mode and as high as  $+46^{\circ}\text{C}$  in cooling mode.

This permits the installation in areas where the temperature conditions can be considered extreme.

# Clean Air Technology

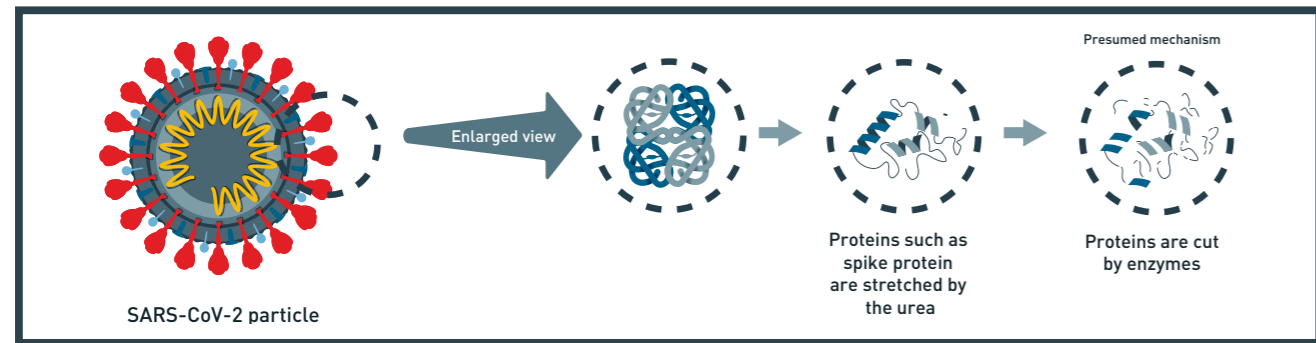


Mitsubishi Heavy Industries' Clean Air Technology is a combination of several different yet specialised components, systems and functions that are designed to work in synchronization to help improve indoor air quality by removing allergens and odours and deactivating mould, bacteria and viruses\*. Learn more at [mhiaa.com.au/clean-air-technology](http://mhiaa.com.au/clean-air-technology).



Recent tests have confirmed that the enzyme-urea compound contained within Mitsubishi Heavy Industries' Allergen Clear Filter is effective in the de-activation of SARS-CoV-2, the virus that causes COVID-19<sup>4</sup>.

**99.998% OF SARS-COV-2 DEACTIVATED BY MHI'S ENZYME-UREA TECHNOLOGY CONTAINED WITHIN MHI'S ALLERGEN CLEAR FILTER®**



\*Excludes Ciara™ series  
<sup>1</sup>Test method: ELISA colorimetric method Laboratory: Independent administrative agency national hospital mechanism Sagami Hospital, No.1536  
<sup>2</sup>Test method: ELISA colorimetric method / ELISA fluorescent method Laboratory: Independent administrative agency national hospital mechanism Sagami Hospital, No.1536  
<sup>3</sup>Test method: TCID (Infection value 50%) Laboratory: Foundation of Kitazato Environmental Science Center, No.15-0145  
<sup>4</sup>Test method: Anti-viral test using severe acute respiratory syndrome coronavirus 2 (SARS-CoV-2) Laboratory: Japan Textile Products Quality and Technology Center Kobe Testing Center

# Air Conditioning Sizing Chart

## A Class

Insulated roof space, walls and sub floor, full brick or brick veneer construction, average size windows with awnings, full shading south facing aspect, temperate weather conditions.

## B Class

Insulated roof space, full brick or brick veneer construction, average size windows with internal shades, north facing aspect, temperate climate.

## C Class

Insulated roof space, full brick or brick veneer construction, average size windows with internal shades, east facing aspect or sub tropical climate.

## D Class

Little or no insulation, weatherboard, fibro or brick veneer construction, large windows, no shading from the sun westerly facing aspect.

Selection Chart for Cooling and Heating			Room Class			
Model	Capacity		A	B	C	D
			Maximum Floor Area (m <sup>2</sup> )			
Ciara™ (DXK05ZTLA-WF)	1.5kW	Cooling	15	12	10	7
		Heating	19	16	13	10
Avanti PLUS® (SRK20ZSXA-W) Avanti® (SRK20ZSA-W / DXK06ZSA-W) Ciara™ (DXK07ZTLA-WF)	2.0kW	Cooling	20	16	14	12
		Heating	27	23	20	16
Avanti® Cool Only (SRK10YSA-W)	2.5kW	Cooling	25	21	18	15
Avanti PLUS® (SRK25ZSXA-W) Avanti® (SRK25ZSA-W / DXK09ZSA-W) Ciara™ (DXK09ZTLA-WF) Akari™ SRR-ZS (SRR25ZS-W) Wera™ SRF-ZS (SRF25ZS-W)	2.5kW	Cooling	25	21	18	15
		Heating	34	28	24	20
Ciara™ (DXK12ZTLA-WF)	3.3kW	Cooling	35	29	25	21
		Heating	40	33	29	24
Avanti® Cool Only (SRK13YSA-W)	3.5kW	Cooling	35	29	25	21
Avanti PLUS® (SRK35ZSXA-W) Avanti® (SRK35ZSA-W / DXK12ZSA-W) Akari™ (SRR35ZS-W) Wera™ (SRF35ZS-W)	3.5kW	Cooling	35	29	25	21
		Heating	40	33	29	24
Avanti® Cool Only (SRK18YSA-W)	5.0kW	Cooling	51	43	36	30
Avanti PLUS® (SRK50ZSXA-W) Avanti® (SRK50ZSA-W / DXK18ZSA-W) Ciara™ (DXK18ZTLA-WF) Wera™ (SRF50ZSX-W)	5.0kW	Cooling	51	43	36	30
		Heating	58	48	41	34
Avanti PLUS® (SRK60ZSXA-W)	6.0kW	Cooling	60	50	45	37
		Heating	68	57	48	39
Bronte® (SRK63ZRA-W / DXK21ZRA-W) Ciara™ (DXK21ZTLA-WF)	6.3kW	Cooling	63	54	47	38
		Heating	71	58	50	42
Bronte® Cool Only (SRK24YRA-W)	7.1kW	Cooling	71	59	51	42
Bronte® (SRK71ZRA-W / DXK24ZRA-W) Ciara™ (DXK24ZTLA-WF)	7.1kW	Cooling	71	59	51	42
		Heating	80	67	57	47
Bronte® (SRK80ZRA-W / DXK28ZRA-W)	8.0kW	Cooling	80	67	57	47
		Heating	89	73	64	52
Bronte® (SRK95ZRA-W / DXK33ZRA-W)	9.5kW	Cooling	95	78	68	57
		Heating	105	87	76	60
Bronte® (SRK100AVNAWZR / SRK100AVSAWZR)	10.0kW	Cooling	100	83	73	62
		Heating	110	92	81	68


\* This guide has been developed to assist in model selection for the majority of normal residential air conditioning situations, and as per AS/NZS 3823 performance data. MHIAA recommend a heat load survey should be conducted by a licensed air conditioning installer. For R32 systems, minimum installation area for indoor unit and other AU/NZS Standards apply. Products are to be installed by a licensed and qualified person only.

# AVANTI® Series



See pg. 16-17 for full list of features and functions

# AVANTI PLUS® Series



See pg. 16-17 for full list of features and functions

## Wall Mounted 2.0kW | 2.5kW | 3.5kW | 5kW



Named by ProductReview as the best split system of 2021, the Avanti® split system features a sleek and stylish design and incorporates a range of convenient features and functions. Coming in both reverse cycle and cool only models, the Avanti® is best suited to small and medium spaces.

**HIGH POWER OPERATION**  
Provides 15mins of boosted power allowing you to quickly heat or cool your home before returning to normal operation.

**3D AUTO MODE**  
Activates three independent motors which deliver an effective and efficient airflow throughout the room.

**LED BRIGHTNESS CONTROL**  
Adjust the brightness of the LED display on the indoor unit to minimise disturbance and ensure a good nights sleep.

**CLEAN AIR TECHNOLOGY**  
Captures and neutralises fine smoke particles, allergens, odours bacteria and viruses while also inhibiting growth of mould within the unit\*

AVANTI SERIES			2.0kW	2.5kW	2.5kW (Cool Only)	3.5kW	3.5kW (Cool Only)	5.0kW	5.0kW (Cool Only)
Cooling Capacity			2.0	2.5	2.5	3.5	3.5	5.0	5.0
Heating Capacity			2.7	3.2	N/A	3.7	N/A	5.8	N/A
Star Energy Rating (GEMS 2019)	Hot	Cooling	★★★★★ (4.5)	★★★★★ (4.5)	★★★★★ (4.5)	★★★★★ (4)	★★★★★ (4)	★★★★★ (3.5)	★★★★★ (3.5)
		Heating	★★★ (3.5)	★★★ (3.5)	N/A	★★★ (3.5)	N/A	★★★ (3.5)	N/A
	Average	Cooling	★★★★ (4)	★★★★ (3.5)	★★★★ (3.5)	★★★★ (3.5)	★★★★ (3.5)	★★★ (3)	★★★ (3)
		Heating	★★★ (3.5)	★★★ (3)	N/A	★★★ (3)	N/A	★★★ (2.5)	N/A
	Cold	Cooling	★★★★ (4)	★★★★ (3.5)	★★★★ (3.5)	★★★★ (3.5)	★★★★ (3.5)	★★★ (3)	★★★ (3)
		Heating	★★★ (3)	★★★ (3)	N/A	★★★ (2.5)	N/A	★★ (2)	N/A

DXC09-12ZSA-W / SRC25-35ZSA-W outdoor unit shown.  
\*Allergen Clear Operation not available in Cool Only products.

### OTHER CONTROL OPTIONS (SOLD SEPARATELY)



## Wall Mounted 2kW | 2.5kW | 3.5kW | 5kW | 6kW



The Avanti PLUS® is one of the quietest and most energy efficient split systems available. It incorporates an energy saving motion sensor, improved automatic mode for precise temperature control and a range of other convenient features and functions. Available in reverse cycle, the Avanti PLUS® is perfect for small to medium spaces.

**MOTION SENSOR**  
Automatically adjusts the set temperature based on human activity detected in the room. Switches the unit off when no activity is detected to save energy.

**3D AUTO MODE**  
Activates three independent motors which deliver an effective and efficient airflow throughout the room.

**SILENT OPERATION**  
Set periods of time where the unit will operate with even further reduced noise levels.

**CLEAN AIR TECHNOLOGY**  
Captures and neutralises fine smoke particles, allergens, odours, bacteria and viruses while also inhibiting growth of mould within the unit.


AVANTI PLUS SERIES			2.0kW	2.5kW	3.5kW	5.0kW	6.0kW
Cooling Capacity			2.0	2.5	3.5	5.0	6.1
Heating Capacity			2.7	3.2	4.3	6.0	6.8
Star Energy Rating (GEMS 2019)	Hot	Cooling	★★★★★ (5.5)	★★★★★ (5)	★★★★★ (5)	★★★★★ (4)	★★★★★ (3.5)
		Heating	★★★ (4.5)	★★★ (4.5)	★★★ (4)	★★★ (3.5)	★★★ (3.5)
	Average	Cooling	★★★★ (4.5)	★★★★ (4.5)	★★★★ (4)	★★★★ (3.5)	★★★ (3)
		Heating	★★★ (4)	★★★ (4)	★★★ (3.5)	★★★ (3)	★★★ (3)
	Cold	Cooling	★★★★ (4)	★★★★ (4.5)	★★★★ (4.5)	★★★★ (3.5)	★★★★ (3.5)
		Heating	★★★ (3.5)	★★★ (3.5)	★★★ (3)	★★★ (2.5)	★★★ (2.5)

SRC20-60ZSXA-W outdoor unit shown.

### OTHER CONTROL OPTIONS (SOLD SEPARATELY)



# BRONTE® Series



See pg. 16 -17 for full list of features and functions

# CIARA™ Series

**NEW**



See pg. 16 -17 for full list of features and functions

## Wall Mounted

6.3kW | 7.1kW | 8kW | 9.5kW | 10kW



Named by ProductReview as the best split system of 2021-23, the Bronte® series of split systems incorporates advanced fan blade technology to efficiently deliver an industry leading, long reach airflow of 18m\*. Available in both reverse cycle and cool only models, the Bronte® is best suited to medium to larger spaces.

**HIGH POWER OPERATION**  
Provides 15mins of boosted power allowing you to quickly heat or cool your home before returning to normal operation.

**JET AIR TECHNOLOGY**  
Advanced blade technology used in development of jet engines to deliver industry leading long reach airflow of 18m\*

**SILENT OPERATION**  
Set periods of time where the unit will operate with even further reduced noise levels.

**CLEAN AIR TECHNOLOGY**  
Captures and neutralises fine smoke particles, allergens, odours, bacteria and viruses while inhibiting growth of mould within the unit\*\*.

BRONTE SERIES			6.3kW	7.1kW	7.1kW (Cool Only)	8.0kW	9.5kW	10.0kW
Cooling Capacity			6.3	7.1	7.1	8.0	9.5	10
Heating Capacity			7.1	8.0	N/A	9.0	10.3	11.2
Star Energy Rating (GEMS 2019)	Hot	Cooling	★★★★ (4)	★★★★ (3.5)	★★★★ (3.5)	★★★★ (3.5)	★★★★ (3.5)	★★★★ (3)
		Heating	★★★★ (3.5)	★★★★ (3)	N/A	★★★★ (3)	★★★★ (3.5)	★★★★ (2.5)
	Average	Cooling	★★★★ (3.5)	★★★★ (3.5)	★★★★ (3.5)	★★★★ (3)	★★★★ (3)	★★★★ (2.5)
		Heating	★★★★ (3)	★★★★ (2.5)	N/A	★★★★ (2.5)	★★★★ (2.5)	★★★★ (1.5)
	Cold	Cooling	★★★★ (3.5)	★★★★ (3.5)	★★★★ (3.5)	★★★★ (3.5)	★★★★ (3.5)	★★★★ (3)
		Heating	★★★★ (2.5)	★★★★ (2)	N/A	★★★★ (2)	★★★★ (2)	★★★★ (1)

DXC24-28ZRA-W / SRC71-80ZRA-W outdoor unit shown.  
10kW available in both single and three phase.  
\*7.1kW, 8.0kW, 9.5kW & 10kW models in cooling mode.  
\*\*Allergen Clear Operation not available in Cool Only products.

### OTHER CONTROL OPTIONS (SOLD SEPARATELY)



## Wall Mounted

1.5kW | 2.0kW | 2.5kW | 3.3kW | 5.0kW | 6.3kW | 7.1kW

The NEW Ciara™ series of split systems incorporates stylish Italian design, with rounded contours and a sleek finish. Compact and lightweight, the Ciara™ series is packed with features including Wi-Fi built-in and Voice control compatibility. Available in reverse cycle models the Ciara™ series is perfect for small to medium spaces.

**BUILT-IN WI-FI**  
Wi-Fi & voice control compatibility now included as standard\*. Control your air-conditioner anywhere, anytime with your smartphone.

**BACKLIT REMOTE CONTROL**  
Easy to use remote with backlit screen for dark/night time operation. Accurate temperature control via 0.5°C increments.

**SILENT MODES**  
Two levels of silent mode are available to further reduce the outdoor unit noise level.

**COMPACT DESIGN**  
A compact and lightweight design allows for improved installation flexibility and installation into smaller spaces such as apartments.

CIARA SERIES			1.5kW	2.0kW	2.5kW	3.3kW	5.0kW	6.3kW	7.1kW
Cooling Capacity			1.5	2.0	2.5	3.3	5.0	6.3	7.1
Heating Capacity			2.0	2.7	3.0	3.8	5.8	7.1	8.0
Star Energy Rating (GEMS 2019)	Hot	Cooling	★★★ (2.5)	★★★★ (3.5)	★★★★ (4.0)	★★★★ (3.5)	★★★★ (3.0)	★★★★ (3.5)	★★★★ (3.5)
		Heating	★★★★ (3.5)	★★★★ (3.5)	★★★★ (3.5)	★★★★ (3.5)	★★★★ (3.0)	★★★★ (3.0)	★★★★ (3.0)
	Average	Cooling	★★ (1.5)	★★★ (2.5)	★★★★ (3.0)	★★★★ (3.0)	★★★★ (3.0)	★★★★ (3.5)	★★★★ (3.0)
		Heating	★★★★ (3.0)	★★★★ (3.0)	★★★★ (3.0)	★★★★ (3.0)	★★★★ (2.5)	★★★★ (2.5)	★★★★ (2.5)
	Cold	Cooling	★★ (1.5)	★★★ (2.5)	★★★★ (3.0)	★★★★ (3.0)	★★★★ (3.0)	★★★★ (3.5)	★★★★ (3.5)
		Heating	★★★★ (3.0)	★★★★ (2.5)	★★★★ (2.5)	★★★★ (2.5)	★★★★ (2.0)	★★★★ (2.0)	★★★★ (2.0)

DXC05ZTLA-W outdoor unit shown.  
\*Voice control & voice commands available in conjunction with 3rd party smart devices such as Google Nest® or Amazon® Alexa® Devices.  
Note: 1x user account per smartphone with up to 4x individual user accounts per individual Wi-Fi device  
Some functions may not be available as voice commands or accessible via 3rd party apps.

### OTHER CONTROL OPTIONS (SOLD SEPARATELY)

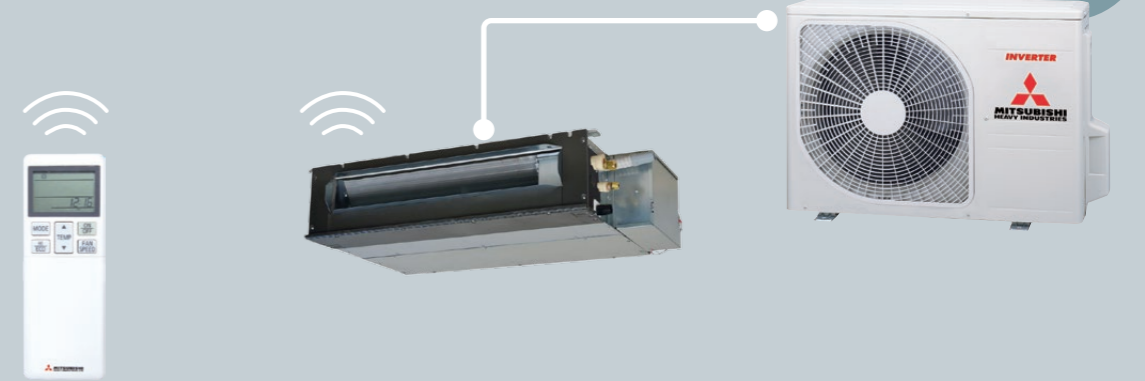


# WERA™ Series

# AKARI™ Series



See pg. 16-17 for full list of features and functions



See pg. 16 -17 for full list of features and functions

## Floor Standing Systems 2.5kW | 3.5kW | 5kW

The Wera™ series of floor standing systems are the perfect solution when wall space is at a premium. The indoor unit is installed close to the floor and can be placed under a window, semi-recessed into the wall or mounted in a convenient location.

**HIGH POWER OPERATION**  
Provides 15mins of boosted power allowing you to quickly heat or cool your home before returning to normal operation.

**MEMORY LOUVRE**  
Set the louvre at the desired angle. The unit will automatically return the louvres to this position on every subsequent start up.

**SILENT OPERATION**  
Set periods of time where the unit will operate with even further reduced noise levels.

**CLEAN AIR TECHNOLOGY**  
Captures and neutralises fine smoke particles, allergens, odours, bacteria and viruses while also inhibiting growth of mould within the unit.

WERA SERIES			2.5kW	3.5kW	5.0kW
Cooling Capacity		kW	2.5	3.5	5.0
Heating Capacity			3.4	4.5	6.0
Star Energy Rating (GEMS 2019)	Hot	Cooling	★★★★ (4)	★★★★ (4)	★★★★ (3.5)
		Heating	★★★ (3.5)	★★★ (3)	★★★ (3)
	Average	Cooling	★★★★ (3.5)	★★★★ (3.5)	★★★★ (3)
		Heating	★★★ (3)	★★★ (2.5)	★★★ (2.5)
	Cold	Cooling	★★★★ (3.5)	★★★★ (3.5)	★★★★ (3)
		Heating	★★★ (2.5)	★★ (2)	★★ (2)

SRC50ZSXA-W outdoor unit shown.

### OTHER CONTROL OPTIONS (SOLD SEPARATELY)



## Bulkhead Systems 2.5kW | 3.5kW | 5.0kW | 5.6kW

The Akari™ series of low profile bulkhead systems are designed to sit within your ceiling space and distribute air via discreet grilles. These compact units require no ducting and are perfect for renovated spaces and applications such as apartments where space is at a premium.

**HIGH POWER OPERATION**  
Provides 15mins of boosted power allowing you to quickly heat or cool your home before returning to normal operation.

**SUPER QUIET OPERATION**  
The Akari series offers some of the quietest operation levels on the market achieving 24 dB(A) on low fan mode.

**SILENT OPERATION**  
Set periods of time where the unit will operate with even further reduced noise levels.

**SELF CLEAN OPERATION**  
Dries the indoor unit internal components, preventing the growth of mould.

AKARI SERIES			2.5kW	3.5kW	5.0kW	5.6kW
Cooling Capacity		kW	2.5	3.5	5.0	5.6
Heating Capacity			3.4	4.2	5.4	6.7
Star Energy Rating (GEMS 2019)	Hot	Cooling	★★★★ (3.5)	★★★★ (3.5)	★★★★ (3)	★★★★ (3)
		Heating	★★★ (3.5)	★★★ (3)	★★★ (3.5)	★★★ (3)
	Average	Cooling	★★★★ (3)	★★★★ (3)	★★★★ (3)	★★★★ (2.5)
		Heating	★★★ (3)	★★★ (2.5)	★★★ (2.5)	★★★ (2.5)
	Cold	Cooling	★★★★ (3)	★★★★ (3)	★★★★ (3)	★★★★ (3)
		Heating	★★★ (2.5)	★★★ (2.5)	★★ (2)	★★ (2)

SRC25-35ZSA-W outdoor unit shown.

### OTHER CONTROL OPTIONS (SOLD SEPARATELY)



# Optional Control Solutions



## RC-EXZ3A WIRED CONTROLLER

- Large, 3.8" backlit LCD touch screen with easy to navigate menu.
- Control the set temperature, operation mode and fan speed.
- Access timer and scheduling functions.
- Access additional features including Home Leave mode, Silent Mode, High Power mode plus more.
- Multi-language display (6 languages)

\*\*Requires SC-BIKN2-E kit (sold separately) for use with wall mounted, bulkhead and floor standing systems.

\*\*\*Function limitations may apply.



## RC-E5 WIRED CONTROLLER

- LCD display.
- Control the set temperature, operation mode and fan speed.
- Access timer and scheduling functions.

\*\*Requires SC-BIKN2-E kit (sold separately) for use with wall mounted, bulkhead and floor standing systems.

\*\*\*Function limitations may apply.



## WI-FI SOLUTION

- Control your system using your smart device (iPhone, iPad, Android) via the AC Cloud Control app or internet browser
- Control the set temperature, operation mode and fan speed remotely.
- Control your system using Voice Command via your Google or Amazon smart speaker device.
- Set up 'favourite' scenes and activate them with a single tap.
- Set your system to respond to the weather, you arriving home, calendar events + more\*\*.
- Receive instant notifications and email updates\*\*

\*Requires MH-AC-WIFI-1 Wi-Fi adaptor (sold separately) for use with split systems.

\*\*In conjunction with IFTTT and other apps (must be downloaded separately).

Some additional functions may not be available via AC Cloud Control app.

The system's On/Off timer, weekly timer and sleep timer are disabled if a Wi-Fi accessory is connected.

Similar functions can be set via the AC Cloud App.

# AC Cloud Control



Compatible with



Controlling your device with AC Cloud Control app requires aforementioned Wi-Fi adaptors and working internet or Wi-Fi connection. Google Account required for use with Google devices. Features and services may change without notice. Google is a trademark of Google LLC.

# Wi-Fi Solution

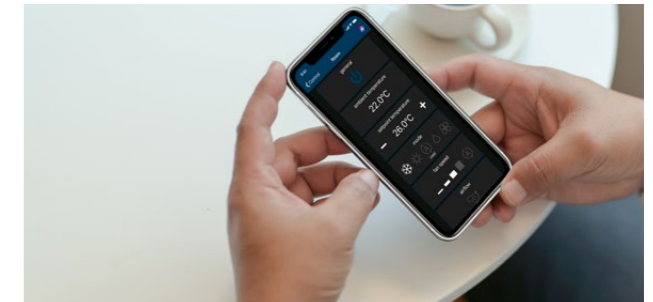
## VOICE COMMAND CONTROL

Your MHI air-conditioner can now be connected with any Alexa-enabled or Google Assistant voice control device. Turn your air-conditioner on or off, change the operation mode or set the temperature using just your voice!



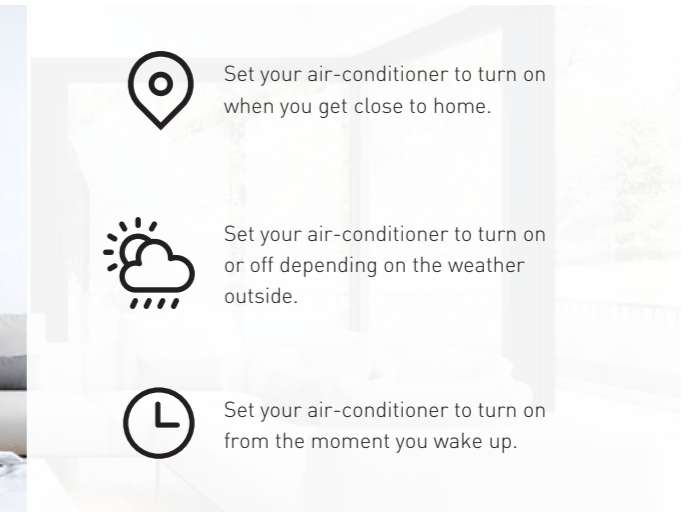
## SMART DEVICE CONTROL

Turn your unit on or check the temperature while you're out and about. Can't remember if you turned your air-conditioner off? Easily check and turn your unit off remotely using your smart device.



## SMART HOME INTEGRATION

Tap into a universe of IFTTT (If This Then That) recipes and turn your MHI air-conditioner into a smart air-conditioner. IFTTT app allows to easily connect your air-conditioner to 3rd party applications, services and devices including Gmail, Calendars, Weather, smartwatches plus thousands more, giving your unit advanced, smart functionality.



## PRODUCT COMPATIBILITY

The models below require a compatible Wi-Fi adaptor to be controlled via a smart device or a device with voice command technology. The Wi-Fi adaptor is sold separately and can be installed during the installation of your new MHI air-conditioner or retrofitted to work with your existing MHI system.

MH-AC-WIFI-1 ADAPTOR	SYSTEM TYPE	COMPATIBLE PRODUCTS
	Wall Mounted	Avanti® series Avanti Plus® series Bronte® series
	Floor Standing	Wera™ series
	Bulkhead	Akari™ series

# Features and Functions

		NEW							CIARA	WERA	AKARI
		AVANTI	AVANTI COOL ONLY	AVANTI PLUS	BRONTE	BRONTE COOL ONLY	BRONTE COOL ONLY	CIARA	WERA	AKARI	
ENERGY SAVING	Fuzzy Auto Mode	●	●	●	●	●	●	●	●	●	
	Eco Operation (Avanti PLUS®)			●							
	Eco Operation	●	●		●	●	●	●	●	●	
AIRFLOW	Jet Air Technology	●	●	●	●	●	●	●			
	High Power Operation	●	●	●	●	●	●	●	●	●	
	3D Auto	●	●	●	●	●	●	●			
	Auto Louvre Mode	●	●	●	●	●	●	●	●		
	Memory Louvre	●	●	●	●	●	●	●	●		
	Up/Down Louvre Swing	●	●	●	●	●	●	●	●		
	Right/Left Louvre Swing	●	●	●	●	●	●	●	●		
	Air Outlet Selection								●		
	Positioning of Installation	●	●	●	●	●	●	●			
	Allergen Clear Operation	●		●	●			●			
	Self-Clean Operation	●	●	●	●	●	●	●	●	●	
	Photocatalytic Deodorizing Filter	●	●	●	●	●	●		●		
Allergen Clear Filter	●		●	●			●	●			
Anti-Microbial Fan	●	●	●	●	●	●	●				

# Features and Functions

		NEW							CIARA	WERA	AKARI
		AVANTI	AVANTI COOL ONLY	AVANTI PLUS	BRONTE	BRONTE COOL ONLY	BRONTE COOL ONLY	CIARA	WERA	AKARI	
COMFORT AND CONVENIENCE	Dry Operation	●	●	●	●	●	●	●	●	●	
	Silent Operation	●	●	●	●	●	●	●	●	●	
	Night Setback	●		●	●			●	●	●	
	Comfort Start-up	●	●	●	●	●	●	●	●	●	
	Weekly Timer	●	●	●	●	●	●	●	●	●	
	Sleep Timer	●	●	●	●	●	●	●	●	●	
	On/Off Timer	●	●	●	●	●	●	●	●	●	
	Preset Operation	●	●	●				●	●	●	
	Child Lock	●	●	●	●	●	●	●	●	●	
	LED Brightness Adjustment	●	●	●				●			
	Motion Sensor			●							
	Auto Operation	●	●	●	●	●	●	●	●	●	
	Fireplace Function							●			
	Microcomputer-Operated Defrosting	●		●	●	●	●	●	●	●	
	Self-Diagnostic Function	●	●	●	●	●	●	●	●	●	
	MAINTENANCE & PREVENTION	Back-up Switch	●	●	●	●	●	●	●	●	●
Auto Restart Function		●	●	●	●	●	●	●	●	●	
Removable Cover Panel		●	●	●	●	●	●	●	●		

PRODUCT SPECIFICATIONS  
**AVANTI® SERIES**

CAPACITY		2.0kW	2.5kW	2.5kW	3.5kW	3.5kW (Cool Only)	5.0kW	5.0kW (Cool Only)
Indoor		SRK20ZSA-W / DXK06ZSA-W	SRK25ZSA-W / DXK09ZSA-W	SRK25ZSA-W / DXK09ZSA-W	SRK35ZSA-W / DXK12ZSA-W	SRK13YSA-W	SRK50ZSA-W / DXK18ZSA-W	SRK18YSA-W
Outdoor		SRC20ZSA-W / DXC06ZSA-W	SRC25ZSA-W / DXC09ZSA-W	SRC25ZSA-W / DXC09ZSA-W	SRC35ZSA-W / DXC12ZSA-W	SRC13YSA-W	SRC50ZSA-W / DXC18ZSA-W	SRC18YSA-W
Power Source (Outdoor Unit)		1 Phase 240V 50Hz						
Nominal Capacity (Range)	Cooling T1	2.0 (0.9-3.0)	2.5 (0.9-3.5)	2.5 (0.9-3.5)	3.5 (0.9-4.4)	3.5 (0.9-4.4)	5.0 (1.2-5.5)	5.0 (1.2-5.5)
	Heating H1	2.7 (1.0-4.2)	3.2 (0.9-5.2)	3.2 (0.9-5.2)	N/A	N/A	5.8 (1.2-6.6)	N/A
Power Consumption	Heating H2	3.2	3.95	3.95	4.0	4.0	5.2	N/A
	Cooling T1	0.41 (0.18-0.81)	0.51 (0.18-0.88)	0.51 (0.18-0.88)	0.82 (0.18-1.27)	0.82 (0.18-1.27)	1.39 (0.27-1.86)	1.39 (0.27-1.86)
Maximum Power Consumption	Heating H1	0.56 (0.20-1.12)	0.65 (0.21-1.43)	0.65 (0.21-1.43)	0.81 (0.21-1.44)	0.81 (0.21-1.44)	1.49 (0.28-1.97)	N/A
	Cooling T1	1.65	1.65	1.65	1.65	1.65	2.68	2.68
Running Current	Cooling T1	2.1	2.5	2.5	3.7	3.7	5.9	5.9
	Heating H1	2.7	3.0	3.0	3.7	3.7	6.3	N/A
Inrush Current, Maximum Current	Cooling T1	2.8, 9.0	3.2, 9.0	3.2, 9.0	3.9, 9.0	3.9, 9.0	5.0, 14.5	5.0, 14.5
	Heating H1	4.88	4.90	4.90	4.27	4.27	3.60	3.60
EER	Outdoor	4.82	4.92	4.92	4.57	4.57	3.89	N/A
	Indoor	56	58	58	62	62	61	61
COP	Outdoor	35-27-22-19	40-31-22-19	40-31-22-19	43-34-27-19	43-34-27-19	43-36-28-22	43-36-28-22
	Indoor	44	45	45	50	49	49	47
Energy Label (GEMS 2019)	Hot	★★★★ (4.5)	★★★★ (4.5)	★★★★ (4.5)	★★★★ (4)	★★★★ (4)	★★★★ (3.5)	★★★★ (3.5)
	Average	★★★ (3.5)	★★★ (3.5)	★★★ (3.5)	★★★ (3.5)	★★★ (3.5)	★★★ (3.5)	★★★ (3.5)
Cold	Cooling	★★★★ (4)	★★★★ (3.5)	★★★★ (3)	★★★ (3)	★★★ (3)	★★★ (2.5)	★★★ (3)
	Heating	★★★ (3)	★★★ (3)	★★★ (3)	★★★ (2.5)	★★★ (2.5)	★★★ (2)	N/A
External dimensions (HXWXD)	Indoor	290x870x230	290x870x230	290x870x230	290x870x230	290x870x230	290x870x230	290x870x230
	Outdoor	540x780(+62)x290	540x780(+62)x290	540x780(+62)x290	540x780(+62)x290	540x780(+62)x290	640x800(+71)x290	640x800(+71)x290
Net weight	Indoor	9.5	10	10	10	10	10	10
	Outdoor	33	36	36	36	33.5	43.5	40
Airflow	Cooling (Indoor)	165-127-93-83	182-140-88-78	182-140-88-78	205-152-117-78	205-152-117-78	213-175-113-93	213-175-113-93
	Heating (Indoor)	190-142-108-93	237-182-110-88	237-182-110-88	250-193-117-88	250-193-117-88	253-198-152-113	N/A
Refrigerant (Type, Amount, Pre-charge Length)	kg	(R32) 0.68	(R32) 0.78	(R32) 0.78	(R32) 0.78	(R32) 0.75	(R32) 1.05	(R32) 1.05
	m	15	15	15	15	15	15	15
Installation Data	Liquid line	Ø6.35	Ø6.35	Ø6.35	Ø6.35	Ø6.35	Ø6.35	Ø6.35
	Gas line	Ø9.52	Ø9.52	Ø9.52	Ø9.52	Ø9.52	Ø12.7	Ø12.7
Connection Method		Flare connection						
Maximum Pipe Length (One Way)		20						
Max Vertical Height Diff. Between O.U. and I.U.		10 (O.U. above I.U.) / 10 (O.U. below I.U.)		10 (O.U. above I.U.) / 10 (O.U. below I.U.)		15 (O.U. above I.U.) / 15 (O.U. below I.U.)		25
Standard accessories		Allergen Clear & Photocatalytic Washable Deodorizing Filter		Enzyme Filter & Photocatalytic Washable Deodorizing Filter		Allergen Clear & Photocatalytic Washable Deodorizing Filter		Enzyme Filter & Photocatalytic Washable Deodorizing Filter
Optional parts		Interface kit (SC-BIKN2-E) / Wi-Fi Kit						
Demand Response (AS4755)		Yes	Yes	Yes	Yes	Yes	Yes	Yes

\* Operation data has been gathered in accordance with AS/NZS 3823 standards. For testing conditions please refer to Page 23.

PRODUCT SPECIFICATIONS  
**AVANTI PLUS® SERIES**

CAPACITY		2.0kW	2.5kW	3.5kW	5.0kW	6.0kW
Indoor		SRK20ZSA-W	SRK25ZSA-W	SRK35ZSA-W	SRK50ZSA-W	SRK60ZSA-W
Outdoor		SRC20ZSA-W	SRC25ZSA-W	SRC35ZSA-W	SRC50ZSA-W	SRC60ZSA-W
Power Source (Outdoor Unit)		1 Phase 240V 50Hz				
Nominal Capacity (Range)	Cooling T1	2.0 (0.9-3.4)	2.5 (0.9-3.8)	3.5 (0.9-4.5)	5.0 (1.0-6.2)	6.1 (1.0-6.9)
	Heating H1	2.7 (0.8-5.5)	3.2 (0.8-6.0)	4.3 (0.8-6.8)	6.0 (0.8-8.2)	6.8 (0.8-8.8)
Power Consumption	Heating H2	3.7	4.2	4.7	6.0	6.8
	Cooling T1	0.31 (0.16-0.76)	0.44 (0.16-0.91)	0.74 (0.16-1.27)	1.24 (0.19-1.90)	1.71 (0.19-2.50)
Maximum Power Consumption	Heating H1	0.47 (0.14-1.36)	0.59 (0.14-1.54)	0.90 (0.14-1.87)	1.36 (0.20-2.46)	1.65 (0.20-2.86)
	Cooling T1	1.92	1.92	1.92	2.9	2.9
Running Current	Cooling T1	1.7	2.3	3.4	5.2	7.2
	Heating H1	2.4	2.9	4.1	5.7	6.9
Inrush Current, Maximum Current	Cooling T1	2.5, 9.0	3.0, 9.0	4.3, 9.0	5.0, 15.0	5.0, 15.0
	Heating H1	6.45	5.68	4.73	4.03	3.57
COP	Outdoor	5.74	5.42	4.78	4.41	4.12
	Indoor	38-31-24-19	39-33-25-19	43-35-25-19	44-39-31-22	48-41-33-22
Sound Power Level (JIS C9612)	Outdoor	43	44	48	51	52
	Indoor	43	44	48	51	52
Sound Pressure Level (JIS C9612)	Cooling	★★★★ (5.5)	★★★★ (5)	★★★★ (5)	★★★★ (4)	★★★★ (3.5)
	Heating	★★★★ (4.5)	★★★★ (4.5)	★★★★ (4)	★★★ (3.5)	★★★ (3.5)
Energy Label (GEMS 2019)	Average	★★★★ (4.5)	★★★★ (4.5)	★★★★ (4)	★★★ (3.5)	★★★ (3)
	Cold	★★★★ (4)	★★★★ (4)	★★★ (3.5)	★★★ (3)	★★★ (3)
External dimensions (HXWXD)	Indoor	305x920x220	305x920x220	305x920x220	305x920x220	305x920x220
	Outdoor	640x800(+71)x290	640x800(+71)x290	640x800(+71)x290	640x800(+71)x290	640x800(+71)x290
Net weight	Indoor	13	13	13	13	13
	Outdoor	43	43	43	45	45
Airflow	Cooling (Indoor)	188-152-100-83	203-167-112-83	218-180-122-83	238-207-130-90	272-223-148-90
	Heating (Indoor)	203-172-120-90	213-183-130-90	232-197-143-90	288-238-163-103	297-228-182-103
Refrigerant (Type, Amount, Pre-charge Length)	kg	(R32) 1.2	(R32) 1.2	(R32) 1.2	(R32) 1.3	(R32) 1.3
	m	15	15	15	15	15
Installation Data	Liquid line	Ø6.35	Ø6.35	Ø6.35	Ø6.35	Ø6.35
	Gas line	Ø9.52	Ø9.52	Ø9.52	Ø12.7	Ø12.7
Connection Method		Flare connection				
Maximum Pipe Length (One Way)		25				
Max Vertical Height Diff. Between O.U. and I.U.		15 (O.U. above I.U.) / 15 (O.U. below I.U.)		20 (O.U. above I.U.) / 20 (O.U. below I.U.)		30
Standard accessories		Allergen Clear & Photocatalytic Washable Deodorizing Filter		Allergen Clear & Photocatalytic Washable Deodorizing Filter		
Optional parts		Interface kit (SC-BIKN2-E) / Wi-Fi Kit				
Demand Response (AS4755)		Yes	Yes	Yes	Yes	Yes

\* Operation data has been gathered in accordance with AS/NZS 3823 standards. For testing conditions please refer to Page 23.

## BRONTE® SERIES

CAPACITY		6.3kW	7.1kW	7.1kW (Cool Only)	8.0kW	9.5kW	10.0kW	10.0kW
Indoor	SRK63ZRA-W / DXK21ZRA-W	SRK71ZRA-W / DXK24ZRA-W	SRK80ZRA-W / DXK28ZRA-W	SRK95ZRA-W / DXK33ZRA-W	SRK100ZRA-W / DXK38ZRA-W	SRK100ZRA-W / DXK33ZRA-W	SRK100ZRA-W	SRK100ZRA-W
	SRK63ZRA-W / DXK21ZRA-W	SRK71ZRA-W / DXK24ZRA-W	SRK80ZRA-W / DXK28ZRA-W	SRK95ZRA-W / DXK33ZRA-W	SRK100ZRA-W / DXK38ZRA-W	SRK100ZRA-W / DXK33ZRA-W	SRK100ZRA-W	SRK100ZRA-W
Outdoor	6.3 (1.2-7.4)	7.1 (2.3-8.3)	7.1 (2.3-8.3)	7.1 (2.3-8.3)	8.0 (2.3-9.5)	9.5 (2.5-10.6)	10.0 (4.0-11.2)	10.0 (4.0-11.2)
	7.1 (0.8-9.2)	8.0 (2.0-10.9)	8.0 (2.0-10.9)	N/A	9.0 (2.1-11.2)	10.3 (3.2-11.9)	11.2 (4.0-12.5)	11.2 (4.0-12.5)
Power Source (Outdoor Unit)	7.0	8.1	8.1	N/A	8.2	9.6	7.7	7.7
	1.58 (0.2-2.5)	1.84 (0.48-2.4)	1.84 (0.48-2.4)	1.84 (0.48-2.4)	2.22 (0.48-3.1)	2.56 (0.5-3.2)	3.19	3.19
*Operation Data	1.60 (0.16-2.8)	2.02 (0.4-3.4)	2.02 (0.4-3.4)	N/A	2.40 (0.40-3.40)	2.64 (0.6-3.7)	3.04	3.04
	2.90	3.65	3.65	3.65	3.65	3.80	6.4	10.20
Running Current	6.7	7.8	7.8	7.8	9.4	10.8	4.8	4.8
	6.7	8.6	8.6	N/A	10.2	11.1	13.6	4.6
Inrush Current, Maximum Current	6.7, 14.5	8.6, 17.0	8.6, 17.0	8.6, 17.0	10.2, 17.0	11.1, 17.5	5.24	5.15
	3.99	3.86	3.86	3.86	3.60	3.71	3.13	3.13
Sound Power Level (JIS C9612)	4.44	3.96	3.96	N/A	3.75	3.90	3.68	3.68
	64	65	65	65	68	69	69	69
Sound Pressure Level (JIS C9612)	44-39-35-25	43-40-36-24	43-40-36-24	43-40-36-24	46-43-38-25	48-45-40-26	48-45-40-27	48-45-40-27
	54	53	53	53	56	57	54	54
Energy Label (GEMS 2019)	Hot	★★★★ (4)	★★★★ (3.5)	★★★★ (3.5)	★★★★ (3.5)	★★★★ (3.5)	★★★★ (3)	★★★★ (3)
	Average	★★★★ (3.5)	★★★★ (3)	N/A	★★★★ (3)	★★★★ (3)	★★★★ (2.5)	★★★★ (2.5)
Cold	★★★★ (3)	★★★★ (2.5)	★★★★ (2.5)	N/A	★★★★ (3)	★★★★ (2.5)	★★★★ (2.5)	★★★★ (2.5)
	★★★★ (3.5)	★★★★ (3.5)	★★★★ (3.5)	★★★★ (3.5)	★★★★ (3.5)	★★★★ (3.5)	★★★★ (3)	★★★★ (3)
External dimensions (HXWXD)	Indoor	339x1197x262	339x1197x262	339x1197x262	339x1197x262	339x1197x262	339x1197x262	339x1197x262
	Outdoor	640x800(+71)x290	750x880(+88)x340	750x880(+88)x340	750x880(+88)x340	845x970(+89)x370	845x970(+89)x370	845x970(+89)x370
Net weight	Indoor	15.5	15.5	15.5	15.5	16.5	16.5	16.5
	Outdoor	45	58	58	58	70.5	77	78
Airflow	Cooling (Indoor)	342-301-262-173	342-310-270-174	342-310-270-174	383-345-300-182	408-355-293-173	408-355-293-173	408-355-293-173
	Heating (Indoor)	392-317-275-218	425-330-288-222	N/A	450-363-315-234	458-386-318-227	458-386-318-227	458-386-318-227
Refrigerant (Type, Amount, Pre-charge Length)	Quantity	(R32) 1.25	(R32) 1.6	(R32) 1.6	(R32) 1.6	(R32) 2.0	(R32) 3.3	(R32) 3.3
	Pre-Charged to Pipe	15	15	15	15	15	30	30
Installation Data	Liquid line	Ø6.35	Ø6.35	Ø6.35	Ø6.35	Ø9.52	Ø9.52	Ø9.52
	Gas line	Ø12.70	Ø15.88	Ø15.88	Ø15.88	Ø15.88	Ø15.88	Ø15.88
Standard accessories	Connection Method	Flare connection						
	Maximum Pipe Length (One Way)	30						
Optional parts	Max Vertical Height Diff. Between O.U. and I.U.	20 (O.U. above I.U.) / 20 (O.U. below I.U.)						
	Allergen Clear & Photocatalytic Washable Deodorizing Filter	Enzyme filter & Photocatalytic Washable Deodorizing Filter						
Demand Response (AS4755)	Allergen Clear & Photocatalytic Washable Deodorizing Filter	Interface kit (SC-BIKN2-E) / Wi-Fi Kit						
	Demand Response (AS4755)	Yes	Yes	Yes	Yes	Yes	Yes	Yes

\* Operation data has been gathered in accordance with AS/NZS 3823 standards. For testing conditions please refer to Page 23.

## PRODUCT SPECIFICATIONS

## CIARA™ SERIES

CAPACITY		1.5	2.0kW	2.5kW	3.3kW	5.0kW	6.3kW	7.1
Indoor	DXK05ZTLA-WF	DXK07ZTLA-WF	DXK09ZTLA-WF	DXK12ZTLA-WF	DXK18ZTLA-WF	DXK24ZTLA-WF	DXK24ZTLA-WF	DXK24ZTLA-WF
	DXK05ZTLA-W	DXK07ZTLA-W	DXK09ZTLA-W	DXK12ZTLA-W	DXK18ZTLA-W	DXK24ZTLA-W	DXK24ZTLA-W	DXK24ZTLA-W
Power Source (Outdoor Unit)	1.5 (0.7-2.5)	2.0 (0.7-2.8)	2.5 (0.8-3.2)	3.3 (0.8-3.7)	5.0 (1.3-5.3)	6.3 (1.2-7.1)	7.1 (1.2-7.3)	7.1 (1.2-7.3)
	2.0 (0.9-4.1)	2.7 (0.9-4.2)	3.0 (1.0-4.8)	3.8 (1.0-4.9)	5.8 (1.3-6.3)	7.1 (1.0-8.5)	8.0 (1.1-9.4)	8.0 (1.1-9.4)
Nominal Capacity (Range)	3.10	3.2	3.8	3.9	4.6	6.6	7.42	7.42
	0.35 (0.20-0.85)	0.51 (0.20-0.92)	0.58 (0.19-0.95)	0.90 (0.19-1.30)	1.59 (0.29-1.77)	1.84 (0.27-2.39)	2.27 (0.28-2.67)	2.27 (0.28-2.67)
Power Consumption	0.42 (0.21-1.39)	0.64 (0.21-1.40)	0.66 (0.21-1.48)	0.90 (0.21-1.50)	1.62 (0.27-2.04)	2.01 (0.25-2.89)	2.30 (0.26-3.42)	2.30 (0.26-3.42)
	1.55	1.55	1.65	1.65	2.25	3.18	3.76	3.76
Running Current	1.90	2.7	3.1	4.1	6.7	7.7	9.6	9.6
	2.30	3.4	4.1	4.1	6.8	8.5	9.7	9.7
Inrush Current, Maximum Current	2.4, 9.0	3.5, 9.0	3.6, 9.0	4.9, 9.0	5.0, 14.5	5.0, 17	5.0, 17	5.0, 17
	4.29	3.92	4.31	3.67	3.14	3.42	3.13	3.13
Sound Power Level (JIS C9612)	4.76	4.22	4.55	4.22	3.58	3.53	3.48	3.48
	56	57	58	61	64	64	67	67
Sound Pressure Level (JIS C9612)	36-30-23-19	37-31-23-19	41-36-26-22	45-37-27-22	47-40-32-25	46-43-38-30	49-44-39-31	49-44-39-31
	43	45	47	50	52	52	55	55
Energy Label (GEMS 2019)	Hot	★★★★ (2.5)	★★★★ (3.5)	★★★★ (4.0)	★★★★ (3.5)	★★★★ (3.0)	★★★★ (3.5)	★★★★ (3.5)
	Average	★★★★ (3.5)	★★★★ (3.5)	★★★★ (3.5)	★★★★ (3.5)	★★★★ (3.0)	★★★★ (3.0)	★★★★ (3.0)
Cold	★★★★ (1.5)	★★★★ (2.5)	★★★★ (3.0)	★★★★ (3.0)	★★★★ (3.0)	★★★★ (2.5)	★★★★ (2.5)	★★★★ (2.5)
	★★★★ (1.5)	★★★★ (2.5)	★★★★ (3.0)	★★★★ (3.0)	★★★★ (3.0)	★★★★ (2.5)	★★★★ (2.5)	★★★★ (2.5)
External dimensions (HXWXD)	Indoor	294x798x210	294x798x210	294x798x210	294x798x210	294x988x230	294x988x230	294x988x230
	Outdoor	540x645(+57)x275	540x645(+57)x275	540x645(+57)x275	540x645(+57)x275	595x780(+62)x290	640x800(+71)x290	640x800(+71)x290
Net weight	Indoor	8.5	8.5	9.0	9.0	9.5	12	12
	Outdoor	22	22	24	24	33	42.5	42.5
Airflow	Cooling (Indoor)	158-125-82-63	165-130-82-63	167-133-88-73	187-142-90-73	208-173-120-90	283-245-202-157	320-253-210-157
	Heating (Indoor)	167-145-97-73	173-152-103-73	183-157-108-83	197-163-113-83	210-192-148-107	307-287-235-193	345-295-243-193
Refrigerant (Type, Amount, Pre-charge Length)	Quantity	(R32) 0.43	(R32) 0.43	(R32) 0.59	(R32) 0.59	(R32) 0.9	(R32) 1.20	(R32) 1.20
	Pre-Charged to Pipe	10	10	10	10	15	15	15
Installation Data	Liquid line	Ø6.35	Ø6.35	Ø6.35	Ø6.35	Ø6.35	Ø6.35	Ø6.35
	Gas line	Ø9.52	Ø9.52	Ø9.52	Ø9.52	Ø12.7	Ø12.7	Ø12.7
Standard accessories	Connection Method	Flare connection						
	Maximum Pipe Length (One Way)	15 (O.U. above I.U.) / 15 (O.U. below I.U.)						
Optional parts	Max Vertical Height Diff. Between O.U. and I.U.	20 (O.U. above I.U.) / 20 (O.U. below I.U.)						
	Allergen Clear & Photocatalytic Washable Deodorizing Filter	Interface kit (SC-BIKN2-E) / Photocatalytic Washable Deodorizing Filter						
Demand Response (AS4755)	Allergen Clear & Photocatalytic Washable Deodorizing Filter	Yes						
	Demand Response (AS4755)	No	No	No	No	Yes	Yes	Yes

\* Operation data has been gathered in accordance with AS/NZS 3823 standards. For testing conditions please refer to Page 23.

# PRODUCT SPECIFICATIONS

## WERA™ SERIES

CAPACITY		2.5kW	3.5kW	5.0kW
Indoor		SRR25ZS-W	SRR35ZS-W	SRR60ZS-W
Outdoor		SRC25ZSA-W	SRC35ZSA-W	SRC60ZSXA-W
Power Source (Outdoor Unit)			1 Phase 240V 50Hz	
Nominal Capacity (Range)	Cooling T1	2.5 (0.9-3.2)	3.5 (0.9-4.1)	5.0 (1.1-5.6)
	Heating H1	3.4 (0.9-4.7)	4.5 (0.8-5.2)	6.0 (0.8-7.4)
Power Consumption	Heating H2	3.45	3.80	5.60
	Cooling T1	0.50 (0.17-0.82)	0.82 (0.18-1.33)	1.32 (0.19-1.90)
Maximum Power Consumption	Heating H1	0.74 (0.19-1.29)	1.12 (0.19-1.53)	1.58 (0.19-2.34)
	Cooling T1	1.65	1.65	2.90
Running Current	Cooling T1	2.5	3.7	5.6
	Heating H1	3.4	4.9	6.6
Inrush Current, Maximum Current	Cooling T1	3.6, 9.0	5.0, 9.0	5.0, 15.0
	Heating H1	5.00	4.27	3.79
EER	Cooling T1	4.59	4.02	3.80
	Heating H1	60	63	63
COP	Indoor	37-32-29-26	40-35-33-29	46-38-33-28
	Outdoor	46	50	51
Sound Power Level (JIS C9612)	Indoor	★☆☆(4)	★★★★(4)	★★★★(3.5)
	Outdoor	★☆☆(3.5)	★★★(3)	★★★(3)
Sound Pressure Level (JIS C9612)	Indoor	★☆☆(3)	★★★★(3.5)	★★★★(3)
	Outdoor	★☆☆(3.5)	★★★(2.5)	★★★(2.5)
Energy Label (GEMS 2019)	Hot	★☆☆(2.5)	★★(2)	★★(2)
	Average	600x860x238	600x860x238	600x860x238
Cold	Indoor	540x780(+62)x290	540x780(+62)x290	640x800(+71)x290
	Outdoor	18	19	19
External dimensions (HXWXD)	Indoor	34.5	34.5	45
	Outdoor	150-126-111-96	153-130-121-106	192-160-123-110
Net weight	Cooling (Indoor)	175-136-128-110	178-138-135-123	200-167-157-127
	Heating (Indoor)	(R32) 0.78	(R32) 0.78	(R32) 1.30
Airflow	Quantity	15	15	15
	Pre-Charged to Pipe	Ø6.35	Ø6.35	Ø6.35
Refrigerant (Type, Amount, Pre-charge Length)	Liquid line	Ø9.52	Ø9.52	Ø12.7
	Gas line		Flare connection	
Installation Data	Connection Method			
	Maximum Pipe Length (One Way)	20	20	30
Standard accessories	Max Vertical Height Diff. Between O.U. and I.U.	10 (O.U. above I.U.) / 10 (O.U. below I.U.)	10 (O.U. above I.U.) / 10 (O.U. below I.U.)	20 (O.U. above I.U.) / 20 (O.U. below I.U.)
	Optional parts		Allergen Clear & Photocatalytic Washable Deodorizing Filter	
Demand Response (AS4755)	Interface kit (SC-BIKN2-E) / Wi-Fi Kit	Yes	Yes	Yes

\* Operation data has been gathered in accordance with AS/NZS 3823 standards. For testing conditions please refer to Page 23.

# PRODUCT SPECIFICATIONS

## AKARI™ SERIES

CAPACITY		2.5kW	3.5kW	5.0kW	5.6kW
Indoor		SRR25ZS-W	SRR35ZS-W	SRR60ZS-W	SRR60ZS-W
Outdoor		SRC25ZSA-W	SRC35ZSA-W	SRC60ZSXA-W	SRC60ZSXA-W
Power Source (Outdoor Unit)			1 Phase 240V 50Hz		
Nominal Capacity (Range)	Cooling T1	2.5 (0.9-3.4)	3.5 (0.9-4.1)	5.0 (1.2-6.0)	5.6 (1.2-6.5)
	Heating H1	3.4 (0.9-5.0)	4.2 (1.0-5.2)	5.4 (1.0-8.2)	6.7 (1.0-8.6)
Power Consumption	Heating H2	3.55	4.1	6.0	6.8
	Cooling T1	0.56 (0.20-0.90)	0.93 (0.19-1.26)	1.42 (0.22-2.02)	1.70 (0.22-2.57)
Maximum Power Consumption	Heating H1	0.75 (0.20-1.42)	1.01 (0.20-1.45)	1.39 (0.2-2.86)	1.89 (0.2-2.89)
	Cooling T1	1.65	1.65	2.9	2.9
Running Current	Cooling T1	2.7	4.2	6	7.2
	Heating H1	3.5	4.5	5.9	8
Inrush Current, Maximum Current	Cooling T1	3.5, 9.0	4.5, 9.0	5.0, 15.0	5.0, 15.0
	Heating H1	4.46	3.76	3.52	3.29
EER	Cooling T1	4.53	4.16	3.88	3.54
	Heating H1	59	62	63	65
COP	Indoor	37-33-30-24	38-34-31-25	41-37-34-29	44-38-35-30
	Outdoor	47	50	51	52
Sound Power Level (JIS C9612)	Indoor	★☆☆(3.5)	★★★★(3.5)	★★★★(3)	★★★★(3)
	Outdoor	★☆☆(3.5)	★★★(3)	★★★(3.5)	★★★(3)
Sound Pressure Level (JIS C9612)	Indoor	★☆☆(3)	★★★★(3)	★★★★(3)	★★★★(2.5)
	Outdoor	★☆☆(3)	★★★(2.5)	★★★(3)	★★★(3)
Energy Label (GEMS 2019)	Hot	★☆☆(2.5)	★★(2)	★★(2)	★★(2)
	Average	200x750(+120)x500	200x750(+120)x500	200x950(+120)x500	200x950(+120)x500
Cold	Indoor	540x780(+62)x290	540x780(+62)x290	640x800(+71)x290	640x800(+71)x290
	Outdoor	20.5	20.5	24	24
External dimensions (HXWXD)	Indoor	34.5	34.5	45	45
	Outdoor	158-133-108-75	167-142-117-83	225-183-167-125	242-192-175-133
Net weight	Cooling (Indoor)	167-150-133-100	175-158-142-108	233-208-183-142	250-217-192-150
	Heating (Indoor)	(R32) 0.78	(R32) 0.78	(R32) 1.3	(R32) 1.3
Airflow	Quantity	15	15	15	15
	Pre-Charged to Pipe	Ø6.35	Ø6.35	Ø6.35	Ø6.35
Installation Data	Liquid line	Ø9.52	Ø9.52	Ø12.7	Ø12.7
	Gas line		Flare connection		
Standard accessories	Connection Method				
	Maximum Pipe Length (One Way)	20	20	30	30
Optional parts	Max Vertical Height Diff. Between O.U. and I.U.	10 (O.U. above I.U.) / 10 (O.U. below I.U.)	10 (O.U. above I.U.) / 10 (O.U. below I.U.)	20 (O.U. above I.U.) / 20 (O.U. below I.U.)	20 (O.U. above I.U.) / 20 (O.U. below I.U.)
	Demand Response (AS4755)	Interface kit (SC-BIKN2-E) / Wi-Fi Kit	Yes	Yes	Yes

Item	Indoor Air Temperature		Outdoor Air Temperature		Standards
	DB	WB	DB	WB	
Operation	27°C	19°C	-	-	AS/NZ 3823.2
Cooling	20°C	-	7°C	6°C	
Heating	-	-	-	-	

- (1) The data is measured at the conditions mentioned in the table to the left.
- (2) The air-conditioner is manufactured and tested in conformity with the AS/NZS.
- (3) Sound level indicates the value in an anechoic chamber. During operation these values are somewhat higher due to ambient conditions.
- (4) Select the breaker size according to applicable national standard.
- (5) The operation data indicates when the air-conditioner is operated at 240V 50Hz.

\* (1) The data is measured at the following conditions:

# THE EXPERTS IN AIR

[mhiaa.com.au](http://mhiaa.com.au)

ABN 92 133 980 275

**Australia:**

Phone: **1300 138 007**

**NSW & Head Office**

Block E, 391 Park Road, Regents Park NSW 2143

**Victoria**

2/15 Howleys Road, Notting Hill VIC 3168

**Brisbane**

5/26 Flinders Parade, North Lakes QLD 4509

**Adelaide**

T50 Innovation House, Mawsons Lakes Boulevard, Mawsons Lakes SA 5095

**Townsville**

1/37 Ross River Road, Mysterton QLD 4812

**Western Australia**

1/15-17 Capital Road, Malaga WA 6090

Mitsubishi Heavy Industries Air-conditioners Australia, Pty. Ltd.

MOVE THE WORLD FORWARD  MITSUBISHI  
HEAVY  
INDUSTRIES  
GROUP