

Advance Cables



"Australian Made - Australian Owned"

Head Office & Manufacturing Facilities

VICTORIA

20-36 Abbots Road

Dandenong South Vic 3175 Australia

Table of Content

Introduction	3
Building Wire	4
PVC Single Core Double Insulated SDI	5
XLPE Single Core Double Insulated SDI	6
Flat Cables (TPS) PVC	7-10
Orange Circulars 450/ 750v PVC / PVC	11-13
Orange Circulars 0 .6/1kV PVC /PVC	14-16
Orange Circulars 0 .6/1kV XLPE / PVC	17-19
Circular Control Cables Multi Core & Earth 1.5mm - 2.5mm	20 - 21
Flexible Cords – Single Core	22
PVC Flexible Cords Speaker (Fig 8)	23
Low Voltage Speaker Cables (Fig 8)	24
Garden Lighting Cable	25
PVC Multi Core Flexible Cords	26
Silicone Rubber – Single Flexible Cord	27
Silicone Rubber – Gas Ignition	28
Silicone Rubber – Discharge Lighting	29
Silicone Rubber (Multi-Core) – Flexible Cord	30
Security Cable	31
Contact Details	32

Introduction

Advance Cables is an independent Australian owned company which supply a full range of cables servicing a wide range of industries such as:

- Building.
- Appliance.
- Railway.
- Communication.
- Audio.

All our cables are manufactured to strict guidelines to comply with the relevant Australian / International Standards.

Advance is committed to providing quality products and excellent service, to do this our business and quality systems are managed in accordance with AS/NZS ISO 9001.

Being founding members of the Australian Cablemakers Association (ACA) demonstrates our commitment to Australian made quality products.

The ACA group is made up of Australian Cable manufacturers which review safety, quality and technical requirements for the Australian market.

Part of the ACA group is the Australian Cables Initiative who test both locally manufactured product and also imported cables to ensure compliance to Australian Standards.

Members of Approved Cables Initiative



Quality Management System ISO 9001



Advance Cables Head office and manufacturing facilities are situated in Dandenong South Melbourne Victoria.

Advance has representatives that service our customers Australia Wide contact details are as follows:

VICTORIA

Address: 20-36 Abbots Rd Dandenong South Vic 3175
Telephone: 61 3 9706 6447 Facsimile: 61 3 9706 5933
Website: www.advancecable.com.au
Email: sales@advancecable.com.au

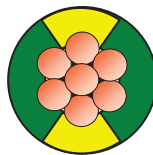
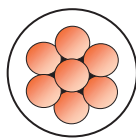
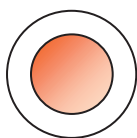
WESTERN AUSTRALIA

Address: 6 Miles Road
Kewdale WA 6106

Telephone: 0448 887 556

Building Wire

PVC Insulated Single Core ⚡ 0.6/1 kV Manufactured to AS/NZS 5000.1



Standard Colours
Red, Black, White
Blue, Green/Yellow

Conductor: Plain Annealed Copper Manufactured to AS/NZS 1125

Insulation: ROHS PVC compound V90 Insulated, to AS/NZS 3808


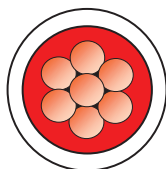
Code	Conductor Area mm ²	Number & Diameter of Wires mm Conductor Construction mm	Average Insulation Thickness mm	Approximate Overall Diameter mm	Weight Kg/100 Metres Approximate
BW1	1.00	1/1.13	0.80	2.90	1.70
BW1.5	1.50	7/0.50	0.80	3.20	2.00
BW767	2.50	7/0.67	0.80	3.70	3.20
BW4	4.00	7/0.85	1.00	4.60	5.10
BW6	6.00	7/1.04	1.00	5.20	7.10
BW10	10.00	7/1.35	1.00	6.10	11.10
BW16	16.00	7/1.70	1.00	7.20	16.80
BW25	25.00	19/1.35	1.20	8.50	25.30
BW35	35.00	19/1.53	1.20	9.40	34.10
BW50	50.00	19/1.78	1.40	10.90	46.10
BW70	70.00	19/2.14	1.40	12.60	64.90
BW95	95.00	37/1.78	1.60	14.60	89.60
BW120	120.00	37/2.03	1.60	17.48	118.00
Figures shown are an approximate value and are to be used as a guide only.					

Note: Sizes 1mm to 35mm available in Red, White, Blue, Black & Grn/Yllw.

*(Sizes 50 to 120mm Grn Yllw only).

PVC Single Core Double Insulated (SDI)

PVC Insulated and Sheathed, Single Core. ⚡ 450/750V Manufactured to AS/NZS 5000.2



Standard Colours
Core: Red or Black
Sheath: White

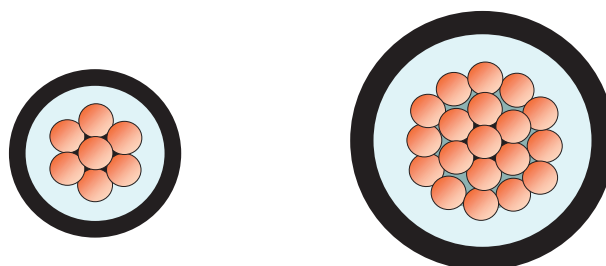
Conductor: Plain Annealed Copper Manufactured to AS/NZS 1125

Insulation/Sheath: ROHS PVC compounds V90 insulation 3V90 sheathed to AS/NZS 3808

Code	Conductor Area mm ²	Conductor Construction mm	Av. Insulation Thickness mm	Av. Sheath Thickness mm	Overall Diameter mm	Weight Kg/100 Metres
SDI113V	1.00	1/1.13	0.60	0.80	4.05	2.85
SDI7050V	1.50	7/0.50	0.60	0.80	4.40	3.45
SDI7067V	2.50	7/0.67	0.70	0.80	5.10	4.85
SDI7085V	4.00	7/0.85	0.80	0.90	6.05	7.35
SDI7104V	6.00	7/1.04	0.80	0.90	6.65	9.75
SDI7135V	10.00	7/1.35	1.00	0.90	7.95	14.75
SDI7170V	16.00	7/1.70	1.00	1.00	9.20	21.95
Figures shown are an approximate value and are to be used as a guide only.						

XLPE Single Core Double Insulated

XLPE Insulated and PVC Sheathed, SDI. ⚡ 0.6/1kV Manufactured to AS/NZS 5000.1



Conductor: Plain Annealed Copper Manufactured to AS/NZS 1125

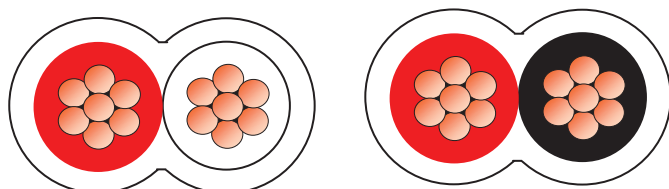
Insulation: X-90 XLPE (Natural) Manufactured to AS/NZS 3808

Sheath: 5V-90 PVC (Black) Manufactured to AZ/NZS 3808

Code	Nom Conductor Area mm ²	No & Diameter of Strands mm	Average Insulation Thickness mm	Average Sheath Thickness mm	Nominal Overall Diameter mm	Approx Weight Kg/100M
XLPE16	16	7/1.70	0.70	1.40	9.54	20.00
XLPE25 *	25	19/1.35	0.90	1.40	10.79	29.10
XLPE35 *	35	19/1.53	0.90	1.40	11.80	38.30
XLPE50 *	50	19/1.78	1.00	1.40	13.14	50.20
XLPE70 *	70	19/2.14	1.10	1.40	15.04	70.00
XLPE95 *	95	37/1.78	1.10	1.50	17.04	94.80
XLPE120	120	37/2.03	1.20	1.50	19.75	119.00
XLPE150	150	37/2.25	1.40	1.60	21.89	146.50
XLPE185	185	37/2.52	1.60	1.70	24.18	181.50
XLPE240	240	61/2.25	1.70	1.70	27.19	235.50
XLPE300	300	61/2.52	1.80	1.80	30.02	293.00
XLPE400	400	61/2.85	2.00	1.90	33.60	372.50
XLPE500	500	61/3.20	2.20	2.00	37.50	505.00
Figures shown are an approximate value and are to be used as a guide only. *Compacted Conductors						

Flat Cables (TPS) Two Core PVC

PVC Insulated and PVC Sheathed ⚡ 450/750V Manufactured to AS/NZS 5000.2



Standard Colours

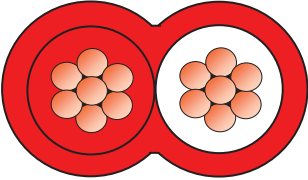
Cores: Red & White 1mm to 6mm

Red & Black 10mm to 16mm

Sheath: White, *Red

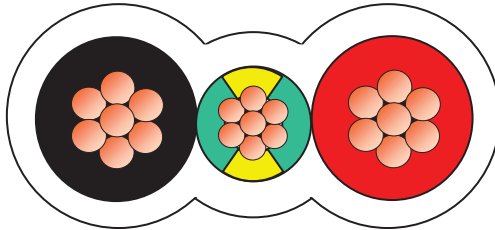
Conductor: Plain Annealed Copper Manufactured to AS/NZS 1125

Insulation & Sheath: ROHS PVC compounds V90 insulation 3V90 sheathed to AS/NZS 3808

Code	Conductor Area mm ²	Conductor Construction mm	Average Insulation Thickness mm	Average Sheath Thickness mm	Overall Dimensions mm	Approximate Weight Kg/100 m
FT2113V	1.00	1/1.13	0.60	0.90	4.2 x 6.6	5.15
FT27050V	1.50	7/0.50	0.60	0.90	4.6 x 7.3	6.35
FT27067V	2.50	7/0.67	0.70	1.00	5.5 x 8.9	10.00
FT27085V	4.00	7/0.85	0.80	1.10	6.4 x 10.6	14.55
FT27104V	6.00	7/1.04	0.80	1.10	7.0 x 11.7	19.15
FT27135V	10.00	7/1.35	1.00	1.20	8.5 x 14.6	30.15
FT27170V	16.00	7/1.70	1.00	1.30	9.8 x 16.9	44.25
"Fire Alarm Twin Active"						
*FT27050RD	1.50	7/0.50	0.60	0.90	4.6 x 7.3	6.35
						
Figures shown are an approximate value and are to be used as a guide only.						

Flat Cables (TPS) Two Core & Earth PVC

PVC Insulated and PVC Sheathed ⚡ 450/750V Manufactured to AS/NZS 5000.2



Standard Colours

Cores: Red & Black Grn/Yell (earth)

Sheath: White (2.5 / 4mm also in Black)

Conductor: Plain Annealed Copper Manufactured to AS/NZS 1125


Insulation & Sheath: ROHS PVC compounds V90 insulation 3V90 sheathed to AS/NZS 3808

Code	Conductor Area mm ²		Conductor Construction mm		Insulation Thickness mm		Average Sheath Thickness mm	Overall Dimensions mm	Approx Weight Kg/100mtr
	Power	Earth	Power	Earth	Power	Earth			
FT2E113V	1.00	1.50	1/1.13	7/0.50	0.60	0.60	0.90	4.2 x 8.9	7.85
FT2E7050V	1.50	1.50	7/0.50	7/0.50	0.60	0.60	0.90	4.6 x 10.2	9.05
FT2E7067V	2.50	2.50	7/0.67	7/0.67	0.70	0.70	1.00	5.5 x 12.3	14.00
FT2E7085V	4.00	2.50	7/0.85	7/0.67	0.80	0.70	1.10	6.4 x 14.0	19.00
FT2E7104V	6.00	2.50	7/1.04	7/0.67	0.80	0.70	1.10	7.0 x 15.2	23.70
FT2E7135V	10.00	4.00	7/1.35	7/0.85	1.00	0.80	1.20	8.5 x 18.7	36.75
FT2E7170V	16.00	6.00	7/1.70	7/1.04	1.00	0.80	1.30	9.8 x 21.6	53.35

Figures shown are an approximate value (mm) and are to be used as a guide only.

Flat Cables Three Core PVC

PVC Insulated and PVC Sheathed ⚡ 450/750V Manufactured to AS/NZS 5000.2



Standard Colours

Core: Red, White & Blue

Sheath: White

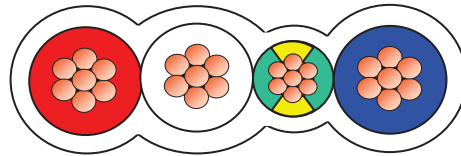
Conductor: Plain Annealed Copper Manufactured to AS/NZS 1125

Insulation & Sheath: ROHS PVC compounds V90 insulation 3V90 sheathed to AS/NZS 3808

Code	Conductor Area mm ²	Conductor Construction mm	Standard Average .Insulation Thickness mm	Standard Average .Sheath Thickness mm	Overall Dimensions mm	Approximate Weight Kg/100mtr
FT3113V	1.00	1/1.13	0.60	0.90	4.2 x 8.9	7.85
FT37050V	1.50	7/0.50	0.60	0.90	4.6 x 10.2	9.05
FT37067V	2.50	7/0.67	0.70	1.00	5.5 x 12.3	14.00
Figures shown are an approximate value (mm) and are to be used as a guide only.						

Flat Cables Three Core & Earth

PVC Insulated and PVC Sheathed ⚡ 450/750V Manufactured to AS/NZS 5000.2



Standard Colours

Core: Red, White Blue & Earth

Sheath: White

Conductor: Plain Annealed Copper Manufactured to AS/NZS 1125


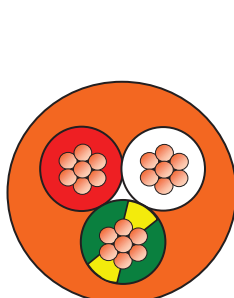
Insulation & Sheath: ROHS PVC compounds V90 insulation 3V90 sheathed to AS/NZS 3808

Code	Conductor Area mm ²		Conductor Construction mm		Insulation Thickness mm		Average Sheath Thickness mm	Overall Dimensions mm	Approx Weight Kg/100mtr
	Power	Earth	Power	Earth	Power	Earth			
FT3E7050V	1.50	1.50	7/0.50	7/0.50	0.60	0.60	0.90	13.00	14.00
FT3E7067V	2.50	2.50	7/0.67	7/0.67	0.70	0.70	1.00	15.75	18.00

Figures shown are an approximate value (mm) and are to be used as a guide only.

450/750 V Orange Circulares Two Cores & Earth

PVC Insulated and PVC Sheathed 1.5– 6mm ⚡ 450/750 V Manufactured to AS/NZS 5000.2



Standard Colours

Core: Red, Black & Grn/Yll

Sheath: Orange

(1.5mm available in Red, White, Green Yellow Twin Active)


Conductor: Plain Annealed Copper Manufactured to AS/NZS 1125

Insulation & Sheath: ROHS PVC compounds V90 insulation 5V90 sheathed to AS/NZS 3808

Code	Cond. Area mm ²		Cond. Construction mm		Insulation Thickness mm		Average .Sheath Thickness mm	Overall Dimension mm	Approx Weight Kg/100 mt
	Power	Earth	Power	Earth	Power	Earth			
OC2E7050V	1.50	1.50	7/0.50	7/0.50	0.60	0.60	1.20	8.38	11.00
OC2E7067V	2.50	2.50	7/0.67	7/0.67	0.70	0.70	1.20	9.88	16.00
OC2E7085V	4.00	2.50	7/0.85	7/0.67	0.80	0.70	1.30	11.18	21.00
OC2E7104V	6.00	2.50	7/1.04	7/0.67	0.80	0.70	1.30	12.16	26.00
Figures shown are an approximate value and are to be used as a guide only.									

450/750 V Orange Circulares Three Cores & Earth

PVC Insulated and PVC Sheathed 1.5 – 6mm ⚡ 450/750V Manufactured to AS/NZS 5000.2



Standard Colours

Core: Red, White, Blue & Grn/Yll

Sheath: Orange


Conductor: Plain Annealed Copper Manufactured to AS/NZS 1125

Insulation & Sheath: ROHS PVC compounds V90 insulation 5V90 sheathed to AS/NZS 3808

Code	Cond. Area mm ²		Cond. Construction		Insulation Thickness mm		Average Sheath Thickness mm	Overall Dimensions mm	Weight Kg per 100 Metres
	Power	Earth	Power	Earth	Power	Earth			
OC3E7050V	1.50	1.50	7/0.50	7/0.50	0.60	0.60	1.20	9.11	12.60
OC3E7067V	2.50	2.50	7/0.67	7/0.67	0.70	0.70	1.30	10.98	19.60
OC3E7085V	4.00	2.50	7/0.85	7/0.67	0.80	0.70	1.30	12.31	26.50
OC3E7104V	6.00	2.50	7/1.04	7/0.67	0.80	0.70	1.30	13.35	33.60
Figures shown are an approximate value and are to be used as a guide only.									

450/750 V Orange Circulares Four Cores & Earth

PVC Insulated and PVC Sheathed 1.5 – 6mm ⚡ 450/750V Manufactured to AS/NZS 5000.2



Standard Colours

Core: Red, White, Blue, Black & Grn/Yll

Sheath: Orange


Conductor: Plain Annealed Copper Manufactured to AS/NZS 1125

Insulation & Sheath: ROHS PVC compounds V90 insulation 5V90 sheathed to AS/NZS 3808

Code	Cond. Area mm ²		Cond. Construction mm		Insulation Thickness mm		Average Sheath Thickness mm	Overall Dimensions mm	Weight Kg per 100 Metres
	Power	Earth	Power	Earth	Power	Earth			
OC4E7050V	1.50	1.50	7/0.50	7/0.50	0.60	0.60	1.20	9.88	14.90
OC4E7067V	2.50	2.50	7/0.67	7/0.67	0.70	0.70	1.30	11.95	23.50
OC4E7085V	4.00	2.50	7/0.85	7/0.67	0.80	0.70	1.40	13.80	32.50
OC4E7104V	6.00	2.50	7/1.04	7/0.67	0.80	0.70	1.40	15.10	42.00
Figures shown are an approximate value and are to be used as a guide only.									

0.6 - 1kV Orange Circulares Two Cores & Earth

PVC Insulated and PVC Sheathed 1.5 – 35mm ⚡ 0.6/1 kV Manufactured to AS/NZS 5000.1



Standard Colours

Core: Red, Black & Grn/Yll

Sheath: Orange

Conductor: Plain Annealed Copper Manufactured to AS/NZS 1125


Insulation & Sheath: ROHS PVC compounds V90 insulation 5V90 sheathed to AS/NZS 3808

Code	Cond. Area mm ²		Cond. Construction mm		Insulation Thickness mm		Average Sheath Thickness mm	Overall Dimension mm	Weight Kg per 100 Metres
	Power	Earth	Power	Earth	Power	Earth			
OC2E1.5V	1.50	1.50	7/0.50	7/0.50	0.80	0.80	1.80	10.37	14.00
OC2E2.5V	2.50	2.50	7/0.67	7/0.67	0.80	0.80	1.80	11.47	19.00
OC2E4V	4.00	2.50	7/0.85	7/0.67	1.00	0.80	1.80	12.95	25.00
OC2E6V	6.00	2.50	7/1.04	7/0.67	1.00	0.80	1.80	14.10	31.00
OC2E7135V	10.00	4.00	7/1.35	7/0.85	1.00	1.00	1.80	16.20	41.00
OC2E7170V	16.00	6.00	7/1.70	7/1.04	1.00	1.00	1.80	18.32	57.00
OC2E19135V	25.00	6.00	19/1.35	7/1.04	1.20	1.00	1.80	20.50	80.00
OC2E1953V	35.00	10.0	19/1.53	7/1.35	1.20	1.00	1.80	22.90	101.46

Figures shown are an approximate value and are to be used as a guide only.

0.6 - 1kV Orange Circulares Three Cores & Earth

PVC Insulated and PVC Sheathed 1.5 – 35mm ⚡ 0.6/1 kV Manufactured to AS/NZS 5000.1



Standard Colours

Core: Red, White, Blue & Grn/Yll

Sheath: Orange

Conductor: Plain Annealed Copper Manufactured to AS/NZS 1125


Insulation & Sheath: ROHS PVC compounds V90 insulation 5V90 sheathed to AS/NZS 3808

Code	Cond. Area mm ²		Cond. Construction		Insulation Thickness mm		Average Sheath Thickness mm	Overall Dimensions mm	Weight Kg per 100 Metres
	Power	Earth	Power	Earth	Power	Earth			
OC3E1.5V	1.50	1.50	7/0.50	7/0.50	0.80	0.80	1.80	11.20	17.00
OC3E2.5V	2.50	2.50	7/0.67	7/0.67	0.80	0.80	1.80	12.42	23.00
OC3E4V	4.00	2.50	7/0.85	7/0.67	1.00	0.80	1.80	14.17	30.90
OC3E6V	6.00	2.50	7/1.04	7/0.67	1.00	0.80	1.80	15.32	38.80
OC3E7135V	10.00	4.00	7/1.35	7/0.85	1.00	1.00	1.80	18.05	53.90
OC3E7170V	16.00	6.00	7/1.70	7/1.04	1.00	1.00	1.80	20.05	75.10
OC3E19135V	25.00	6.00	19/1.35	7/1.04	1.20	1.00	1.80	22.40	110.00
OC3E19153V	35.00	10.0	19/1.53	7/1.35	1.20	1.00	1.80	24.80	143.00

Figures shown are an approximate value and are to be used as a guide only.

0.6 - 1kV Orange Circulares Four Cores & Earth

PVC Insulated and PVC Sheathed 1.5 – 25mm ⚡ 0.6/1 kV Manufactured to AS/NZS 5000.1



Standard Colours

Core: Red, White, Blue, Black & Grn/Yll

Sheath: Orange

Conductor: Plain Annealed Copper Manufactured to AS/NZS 1125

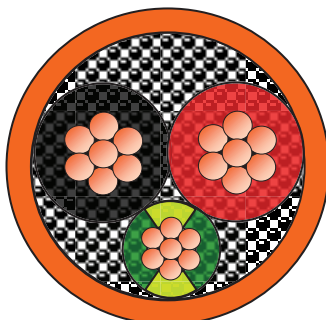
Insulation & Sheath: ROHS PVC compounds V90 insulation 5V90 sheathed to AS/NZS 3808

Code	Cond. Area mm ²		Cond. Construction mm		Insulation Thickness mm		Average Sheath Thickness mm	Overall Dimensions mm	Weight Kg per 100 Metres
	Power	Earth	Power	Earth	Power	Earth			
OC4E1.5V	1.50	1.50	7/0.50	7/0.50	0.60	0.60	1.80	9.90	15.00
OC4E2.5V	2.50	2.50	7/0.67	7/0.67	0.70	0.70	1.80	12.00	23.50
OC4E4V	4.00	2.50	7/0.85	7/0.67	0.80	0.70	1.80	13.80	32.50
OC4E6V	6.00	2.50	7/1.04	7/0.67	1.00	0.80	1.80	16.00	46.00
OC4E7135V	10.00	4.00	7/1.35	7/0.85	1.00	0.80	1.80	18.80	64.00
OC4E7170V	16.00	6.00	7/1.70	7/1.04	1.00	0.80	1.80	21.60	92.40
OC4E19135V	25.00	6.00	19/1.35	7/1.04	1.20	1.00	1.80	24.70	138.00

Figures shown are an approximate value and are to be used as a guide only.

XLPE - Orange Circulares Two Cores & Earth

XLPE Insulated and PVC Sheathed 2.5 – 35mm ⚡0.6/1 kV Manufactured to AS/NZS 5000.1



Standard Colours

Core: Red, Black & Grn/Yll

Sheath: Orange

Conductor: Plain Annealed Copper Manufactured to AS/NZS 1125


Insulation & Sheath: ROHS PVC compounds X90 insulation 5V90 sheathed to AS/NZS 3808

Code	Cond. Area mm ²		Cond. Construction mm		Insulation Thickness mm		Average Sheath Thickness mm	Overall Dimension mm	Weight Kg per 100 Metres
	Power	Earth	Power	Earth	Power	Earth			
X2E2.5X	2.50	2.50	7/0.67	7/0.67	0.70	0.70	1.80	11.10	17.14
X2E4X	4.00	2.50	7/0.85	7/0.67	0.70	0.70	1.80	11.95	21.04
X2E6X	6.00	2.50	7/1.04	7/0.67	0.70	0.70	1.80	12.95	26.05
X2E10X	10.00	4.00	7/1.35	7/0.85	0.70	0.70	1.80	15.05	35.89
X2E16X	16.00	6.00	7/1.70	7/1.04	0.70	0.70	1.80	17.10	50.82
X2E25X	25.00	6.00	19/1.35	7/1.04	0.90	0.70	1.80	19.71	70.87
X2E35X	35.00	10.0	19/1.53	7/1.35	0.90	0.70	1.80	21.66	94.20

Figures shown are an approximate value and are to be used as a guide only.

XLPE Orange Circulares Three Cores & Earth

XLPE Insulated and PVC Sheathed 2.5 – 25mm ⚡ 0.6/1 kV Manufactured to AS/NZS 5000.1



Standard Colours

Core: Red, White, Blue & Grn/Yll

Sheath: Orange

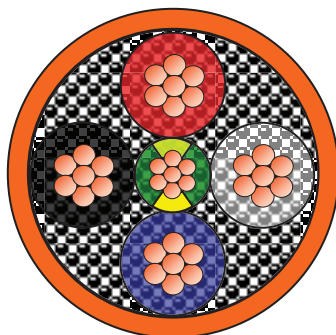
Conductor: Plain Annealed Copper Manufactured to AS/NZS 1125

Insulation & Sheath: ROHS PVC compounds X90 insulation 5V90 sheathed to AS/NZS 3808

Code	Cond. Area mm ²		Cond. Construction		Insulation Thickness mm		Average Sheath Thickness mm	Overall Dimensions mm	Weight Kg per 100 Metres
	Power	Earth	Power	Earth	Power	Earth			
X3E2.5X	2.50	2.50	7/0.67	7/0.67	0.70	0.70	1.80	11.95	20.58
X3E4X	4.00	2.50	7/0.85	7/0.67	0.70	0.70	1.80	13.00	26.08
X3E6X	6.00	2.50	7/1.04	7/0.67	0.70	0.70	1.80	14.10	33.18
X3E10X	10.00	4.00	7/1.35	7/0.85	0.70	0.70	1.80	16.46	47.16
X3E16X	16.00	6.00	7/1.70	7/1.04	0.70	0.70	1.80	18.66	67.43
X3E25X	25.00	6.00	19/1.35	7/1.04	0.90	0.70	1.80	21.16	95.32
Figures shown are an approximate value and are to be used as a guide only.									

XLPE Orange Circulares Four Cores & Earth

XLPE Insulated and PVC Sheathed 2.5 – 25mm ⚡0.6/1 kV Manufactured to AS/NZS 5000.1



Standard Colours

Core: Red, White, Blue, Black & Grn/Yll

Sheath: Orange

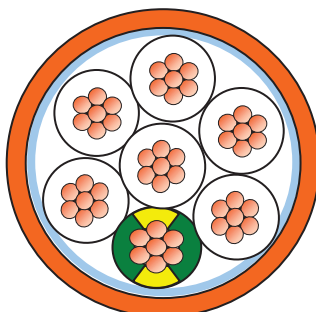
Conductor: Plain Annealed Copper Manufactured to AS/NZS 1125

Insulation & Sheath: ROHS PVC compounds X90 insulation 5V90 sheathed to AS/NZS 3808

Code	Cond. Area mm ²		Cond. Construction mm		Insulation Thickness mm		Average Sheath Thickness mm	Overall Dimensions mm	Weight Kg per 100 Metres
	Power	Earth	Power	Earth	Power	Earth			
X4E2.5X	2.50	2.50	7/0.67	7/0.67	0.70	0.70	1.80	12.97	24.36
X4E4X	4.00	2.50	7/0.85	7/0.67	0.70	0.70	1.80	14.45	31.63
X4E6X	6.00	2.50	7/1.04	7/0.67	0.70	0.70	1.80	15.55	40.76
X4E10X	10.00	4.00	7/1.35	7/0.85	0.70	0.70	1.80	18.50	59.13
X4E16X	16.00	6.00	7/1.70	7/1.04	0.70	0.70	1.80	20.90	85.21
X4E25X	25.00	6.00	19/1.35	7/1.04	0.90	0.70	1.80	23.51	120.15
Figures shown are an approximate value and are to be used as a guide only.									

1.5mm² Control Cables Multi Core & Earth

PVC Insulated and Sheathed Multi Core and Earth ⚡ 0.6/1 kV Manufactured to AS/NZS 5000.1



Standard Colours
Cores: White, plus earth.
Sheath: Orange

White cores with black printed numbering.

Conductor: Plain Annealed Copper Manufactured to AS/NZS 1125

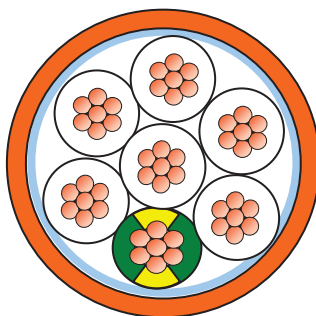
Insulation & Sheath: ROHS PVC compounds V90 insulation 5V90 sheathed to AS/NZS 3808

Code	Conductor		Number of Cores	Insulation Thickness mm	Average Sheath Thickness mm	Nominal Overall Dimensions mm	Approx Mass Kg /100 M
	Area mm ²	Cons.					
CC2E7050V	1.50	7/0.50	2 Cores + Earth	0.80	1.80	10.38	14.20
CC4E7050V	1.50	7/0.50	4 Cores + Earth	0.80	1.80	12.06	20.00
CC6E7050V	1.50	7/0.50	6 Cores + Earth	0.80	1.80	13.26	23.60
CC8E7050V	1.50	7/0.50	8 Cores + Earth	0.80	1.80	15.29	30.70
CC10E7050V	1.50	7/0.50	10 Cores + Earth	0.80	1.80	16.38	34.30
CC12E7050V	1.50	7/0.50	12 Cores + Earth	0.80	1.80	17.66	40.50
CC15E7050V	1.50	7/0.50	15 Cores + Earth	0.80	1.80	18.56	46.60
CC20E7050V	1.50	7/0.50	20 Cores + Earth	0.80	1.80	20.59	58.70
CC25E7050V	1.50	7/0.50	25 Cores + Earth	0.80	1.80	22.62	69.90

Figures shown are an approximate value and are to be used as a guide only.

2.5mm² Control Cables Multi Core & Earth

PVC Insulated and Sheathed Multi Core and Earth ⚡ 0.6/1 kV Manufactured to AS/NZS 5000.1



Standard Colours

Cores: White, plus earth.

Sheath: Orange

White cores with black printed numbering.

Conductor: Plain Annealed Copper Manufactured to AS/NZS 1125

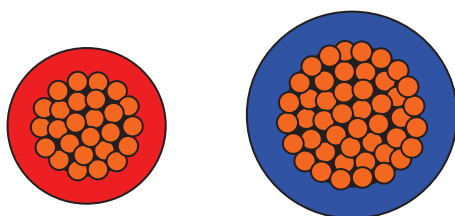
Insulation & Sheath: ROHS PVC compounds V90 insulation 5V90 sheathed to AS/NZS 3808

Code	Conductor		Number of Cores	Insulation Thickness mm	Average Sheath Thickness mm	Nominal Overall Dimensions mm	Approx Mass Kg /100 M
	Area mm ²	Cons.					
CC2E7067	2.50	7/0.67	2 Cores + Earth	0.80	1.80	11.48	18.70
CC4E7067	2.50	7/0.67	4 Cores + Earth	0.80	1.80	13.44	27.20
CC6E7067	2.50	7/0.67	6 Cores + Earth	0.80	1.80	14.79	33.20
CC8E7067	2.50	7/0.67	8 Cores + Earth	0.80	1.80	18.42	47.20
CC10E7067	2.50	7/0.67	10 Cores + Earth	0.80	1.80	18.42	49.00
CC12E7067	2.50	7/0.67	12 Cores + Earth	0.80	1.80	19.91	58.10
CC15E7067	2.50	7/0.67	15 Cores + Earth	0.80	1.80	22.05	74.20
CC20E7067	2.50	7/0.67	20 Cores + Earth	0.80	1.80	23.32	86.10

Figures shown are an approximate value and are to be used as a guide only.

Flexible Cords - Single Core

PVC Insulated Single Core ⚡ Up to & including 0.6/ 1kV Manufactured to AS 3191



Standard Colours

Red, White, Blue, Black, Yellow
Orange, Brown, Pink, Violet
Green Yellow

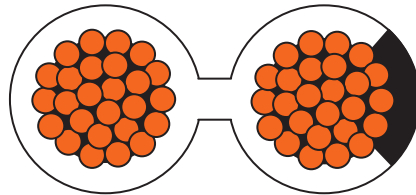
Conductor: Plain Annealed Copper Manufactured to AS/NZS 1125

Insulation: ROHS PVC compounds V90, V90HT insulation to AS/NZS 3808

Code	Conductor Area mm ²	Conductor Construction mm	Average Insulation Thickness mm	Overall Diameter mm	Weight Kg/100 Metres
HOOK UP RATED 110 VOLTS					
HV72	0.22	7/0.20	0.30	1.30	.338
HV725	0.34	7/0.25	0.40	1.60	.530
HV1025	0.50	10/0.25	0.44	1.85	.725
ORDINARY DUTY 250/440 VOLTS					
FV.5	0.50	16/0.20	0.60	2.20	8.79
FV.75	0.75	24/0.20	0.60	2.45	1.15
FV1	1.00	32/0.20	0.60	2.60	1.45
HEAVY DUTY 0.6 / 1 kV					
FH.5	0.50	16/0.20	0.80	2.60	1.04
FH.75	0.75	24/0.20	0.80	2.80	1.35
FH1	1.00	32/0.20	0.80	3.00	1.65
FH1.5	1.50	30/0.25	0.80	3.30	2.51
FH2.5	2.50	50/0.25	0.90	4.00	3.52
FH4	4.00	56/0.30	1.00	4.80	5.28
FH6	6.00	84/0.30	1.00	5.80	7.96
Figures shown are an approximate value (mm) and are to be used as a guide only.					

PVC Flexible Cords (Fig 8)

PVC Insulated Parallel Twin (Fig 8) Flexible Cords ⚡ 250/250 Volts Manufactured to AS/NZS 3191



Clear available only with Red or Black stripe.

Standard Main Colours

Red, White, Blue, Black, Grey, Clear

Striping Colours

Red, White or Black

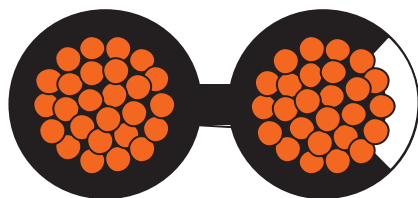
Conductor: Plain Annealed Copper Manufactured to AS/NZS 1125

Insulation: ROHS PVC compounds V90 insulation to AS/NZS 3808

Code	Conductor Area mm ²	Conductor Construction mm	Av. Insulation Thickness mm	Overall Dimensions mm	Approx Weight Kg/100 metres
FF.75	0.75	24/0.20	0.8	3.1 x 5.9	2.60
Figures shown are an approximate value and are to be used as a guide only.					

Low Voltage Speaker Cables (Fig 8)

Low Voltage PVC Insulated Parallel Twin (Fig 8) Flexible Cord Manufactured to AS 3191



Standard Main Colours

Red, White, Blue, Black, Grey, Clear

Striping Colours

Red, White or Black

Clear available only with Red or Black stripe.

Conductor: Plain Annealed Copper Manufactured to AS/NZS 1125

Insulation: ROHS PVC compounds V90 insulation to AS/NZS 3808

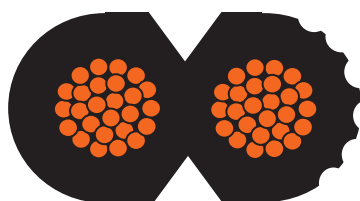
Code	Conductor Area mm ²	Conductor Construction mm	Av. Insulation Thickness mm	Overall Dimensions mm	Approx Weight Kg/100 metres
SP64	2.03	64/0.20	0.80	3.60	6.31
SP84	2.64	84/0.20	0.90	4.20	7.55
Figures shown are an approximate value and are to be used as a guide only.					

NOTE: *Not suitable for connection to mains power supply.*

Garden Lighting Cable

PVC Sheathed Flexible Conductor Extra Low Voltage Garden Lighting Cable.

Advance makes garden lighting simple, reliable and cost-effective. The construction is available in four sizes, designed for outdoor AC/DC lighting applications with a hard-wearing, water resistant PVC sheath.



Standard Colours

Black

Striping

Ribbed

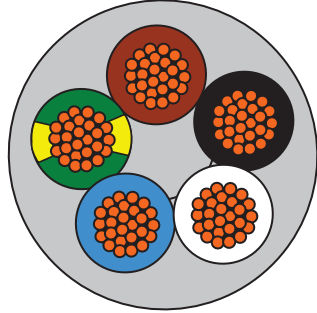
Conductor: Plain Annealed Copper Manufactured to AS/NZS 1125

Insulation: ROHS PVC compounds V90 insulation to AS/NZS 3808

Code	Conductor Area mm ²	Conductor Construction mm	Overall Dimensions mm	Packaging Metres per spool	Approx Weight kg / 100 metres
GL1.3	1.30	26 /0.25	4.00 x 8.60	100 & 500	7.25
GL4	4.0	84 /0.25	5.20 x 10.50	100 & 500	11.85
GL6	6.0	128 /0.25	6.10 x 12.60	100 & 500	16.15
GL10	10.0	348 /0.20	6.70 x 13.90	100 & 500	25.30
Figures shown are an approximate value and are to be used as a guide only.					

PVC Flexible Cords

PVC Insulated and Sheathed Circular Multi Core ⚡0.6/1 kV Manufactured to AS/NZS 3191



Standard Colours

Cores: Brown, Black, White
Blue & Earth

Sheath: Grey, White, Black, Orange

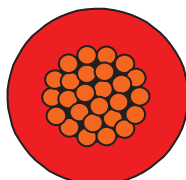
Conductor: Plain Annealed Copper Manufactured to AS/NZS 1125

Insulation & Sheath: ROHS PVC compounds V90 insulation 5V90 sheathed to AS/NZS 3808

Code	Conductor Area mm ²	No of Cores	Conductor Construction	Av. Insulation Thickness mm	Av. Sheath Thickness mm	Overall Diameter mm	Weight Kg/100 Metres
ORDINARY DUTY 250/440V							
FO2.75OD	.75	2	24 / 0.20	0.60	0.80	6.35	5.15
FO21.0D	1.00	2	32 / 0.20	0.60	0.80	6.75	7.00
FO3.75OD	.75	3	24 / 0.20	0.60	0.80	6.75	6.53
FO31.0OD	1.00	3	32 / 0.20	0.60	0.80	7.10	9.04
FO31.5OD	1.50	3	30 / 0.25	0.70	0.90	8.35	11.14
FO32.5OD	2.50	3	50 / 0.25	0.80	1.10	10.15	16.06
FO4.75OD	.75	4	24 / 0.20	0.60			8.66
FO41.0OD	1.00	4	32 / 0.20	0.60	0.80	8.10	10.00
FO41.5OD	1.50	4	30 / 0.20	0.70	1.00	10.30	13.80
FO42.5OD	2.50	4	50 / 0.25	0.80	1.10	11.13	20.78
FO5.75OD	.75	5	24 / 0.20	0.60	0.80	8.20	10.4
FO51.0OD	1.00	5	32 / 0.20	0.60	0.80	8.45	12.00
FO51.5OD	1.50	5	30 / 0.25	0.70	1.00	10.30	17.00
FO52.5OD	2.50	5	50 / 0.25				25.51
HEAVY DUTY 0.6/1kV							
FH31.5HD	1.50	3	30 / 0.25	0.80	1.60	11.70	14.75
Figures shown are an approximate value and are to be used as a guide only.							

Silicone Rubber – Flexible Cord

SILICONE Insulated Single Core ⚡ 250/250 Volts Manufactured to AS/NZS 3191



Standard Colours

Red, White, Blue, Black, Yellow
Orange, Brown, Green Yellow

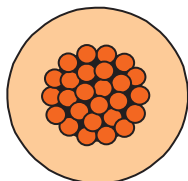
Conductor: Tinned Annealed Copper to AS/NZS 1125

Insulation: Silicone Rubber compounds 200°C to AS/NZS 3808

Code	Cross Sectional Area mm ²	Conductor Construction mm	Av. Insulation Thickness mm	Overall Diameter mm	Weight Kg/100 Metres
SINGLE CORE					
RS.5	0.50	16/0.20	0.80	2.70	1.17
RS.75	0.75	24/0.20	0.80	2.90	1.44
RS1	1.00	32/0.20	0.80	3.10	1.74
RS1.5	1.50	30/0.25	0.80	3.30	2.90
RS2.5	2.50	50/0.25	0.90	3.95	3.57
Figures shown are an approximate value (mm) and are to be used as a guide only.					

Silicone Rubber – Gas Ignition

10,000 Extra High ⚡ Voltage Silicone Manufactured to UL Standards



Standard Colours
Core: Natural, Red, Blue

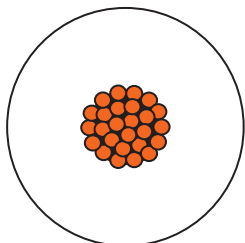
Conductor: Plain Annealed Copper (150°) to AS/NZS 1125

Insulation: Silicone Rubber compounds 150°C to AS/NZS 3808

Code	Cross Sectional Area mm ²	Conductor Construction mm	Av. Insulation Thickness mm	Overall Diameter mm	Weight Kg/100 Metres
GAS IGNITION					
RS.5GAS	0.50	16/0.20	1.30	3.70	1.72
IGNITION					
RS.75HV5	0.75	24/0.20	1.90	5.10	3.36
RS.75HV7	0.75	24/0.20	2.90	7.10	6.12
Figures shown are an approximate value (mm) and are to be used as a guide only.					

Silicone Discharge Lighting Cable

High Voltage Silicone ⚡ 7500 Volts Manufactured to AS3166.



Standard Colours
Core: Clear, Black, White

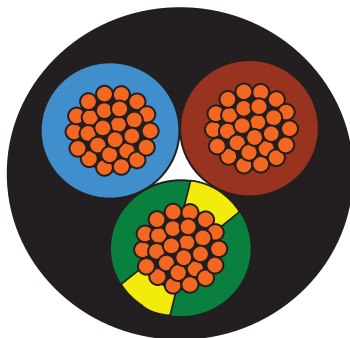
Conductor: Plain Annealed Copper (150^o) to AS/NZS 1125

Insulation: Silicone Rubber compounds 150^oC to AS/NZS 3808

Code	Cross Sectional Area mm ²	Conductor Construction mm	Av.Insulation Thickness mm	Overall Diameter mm	Weight Kg/100 Metres
8MMHV	1.50	30/0.25	3.20	8.20	7.20
8MMHVCLR	1.50	30/0.25	3.20	8.20	7.20
Figures shown are an approximate value (mm) and are to be used as a guide only.					

Silicone Rubber (Multi-Core) – Flexible Cord

Silicone Rubber Insulated and Sheathed ⚡ 250/440 Volts Manufactured to AS/NZS 3191



Standard Colours

Cores: Brown, Black, White
Blue & Earth

Sheath: Black

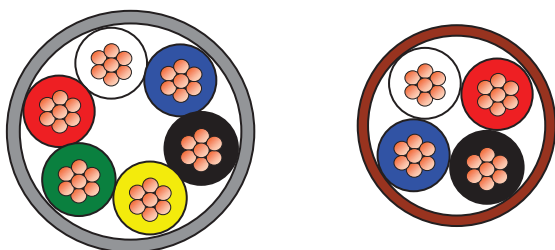
Conductor: Plain Annealed Copper (150°) to AS/NZS 1125

Insulation & Sheath: Silicone Rubber compounds 150°C to AS/NZS 3808

Code	Conductor Area mm ²	No of Cores	Conduction Construction	Av.Insulation Thickness mm	Av.Sheath Thickness mm	Overall Diameter mm	Weight Kg/100 Metres
MR2.75	0.75	2	24 / 0.20	0.60	0.80	7.20	6.90
MR21	1.00	2	32 / 0.20	0.60	0.90	7.80	8.40
MR21.5	1.50	2	30 / 0.25	0.80	1.00	8.40	
MR22.5	2.50	2	50 / 0.25	0.90	1.10	10.10	
MR24	4.00	2	56 / 0.30	1.00	1.20	11.80	
MR3.75	0.75	3	24 / 0.20	0.60	0.80	7.60	7.55
MR31	1.00	3	32 / 0.20	0.60	0.90	8.20	9.88
MR31.5	1.50	3	30 / 0.25	0.80	1.00	9.10	13.18
MR32.5	2.50	3	50 / 0.25	0.90	1.10	10.70	17.41
MR34	4.00	3	56 / 0.30	1.00	1.20	12.50	
MR41	1.00	4	32 / 0.20	0.60	.90	9.00	
MR41.5	1.50	4	30 / 0.25	0.80	1.10	10.20	19.92
MR42.5	2.50	4	50 / 0.25	0.90	1.20	11.80	25.00
MR44	4.00	4	56 / 0.30	1.00	1.30	13.90	
MR51	1.00	5	32 / 0.20	0.60	1.00	10.00	
MR51.5	1.50	5	30 / 0.25	0.80	1.10	11.00	
MR52.5	2.50	5	50 / 0.25	0.90	1.30	13.10	
MR54	4.00	5	56 / 0.30	1.00	1.40	15.40	
Figures shown are an approximate value and are to be used as a guide only.							

Security Cable

PVC Sheathed & Insulated Low Voltage Multicore Security Cable.



AUSTEL APPROVED
AVAILABLE in 100mtr SPOOLS

Standard Colours

Cores: Multiple Colours

Sheath: Grey, White, Brown

Conductor: Plain Annealed Copper Manufactured to AS/NZS 1125

Insulation & Sheath: ROHS PVC compounds V75 insulation 5V75 sheathed to AS/NZS 3808

Code	No. of Cores	Conductor Construction	Conductor Area mm ²	Av. Insulation Thickness mm	Av. Sheath Thickness mm	Overall Diameter mm
SM4702	4	7/ 0.20	0.22	0.30	0.60	4.20
SM6702	6	7/ 0.20	0.22	0.30	0.60	5.00
SM41402	4	14/ 0.20	0.44	0.32	0.60	4.80
SM61402	6	14/ 0.20	0.44	0.32	0.60	5.60
Figures shown are an approximate value and are to be used as a guide only.						

Advance Cables

CONTACTS

Victoria

20-36 Abbotts Road,
Dandenong South Vic 3175

Sales Phone (03) 9706 6447
Sales Facsimile (03) 9706 5933
Sales Email sales@advancecable.com.au

Administration Phone: (03) 9706 4222
Administration Facsimile (03) 9706 4677

Western Australia

6 Miles Road,
Kewdale WA 6105

Mobile: 0448 887 556