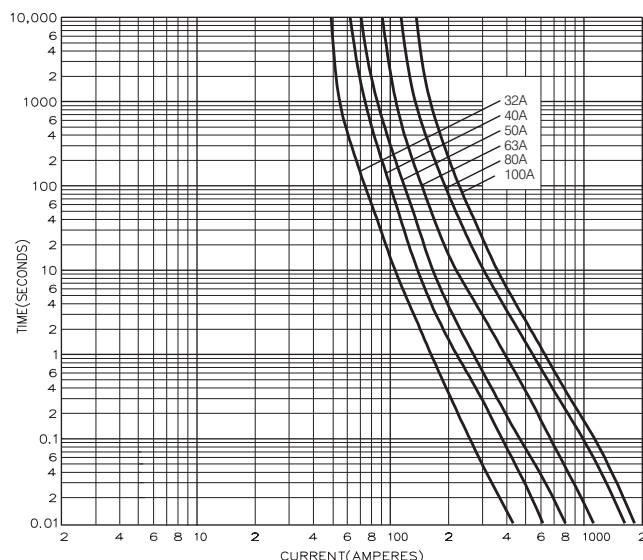


BS88, IEC269 Industrial HRC Fuse Links

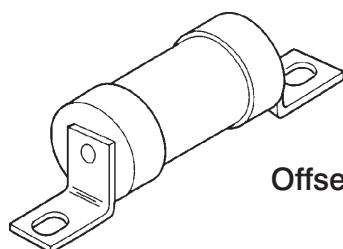
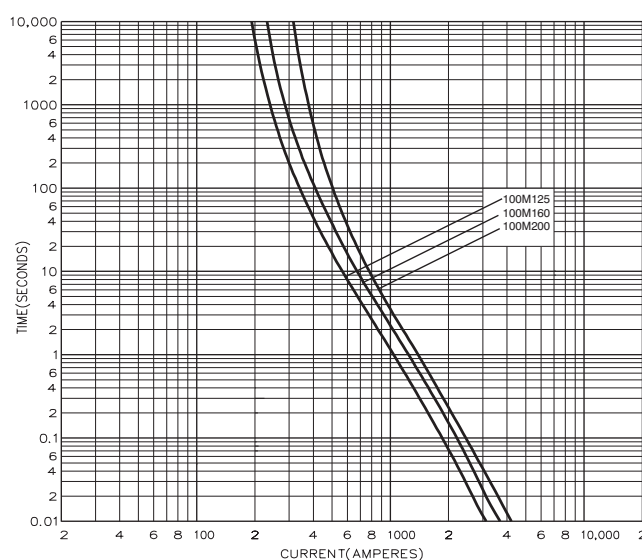
CEO

Time-Current Characteristic Curves

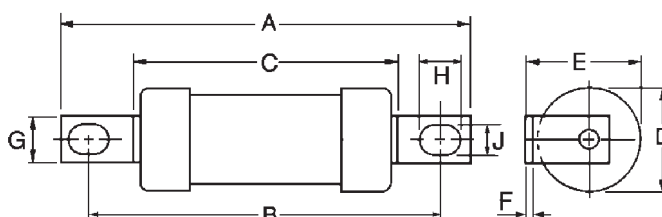
Non Motor Rated



Motor Rated



Offset Bolted Tag



Dimensional Data

Catalog' Number	I²t (Amps² Seconds)			Nom. Watts Loss	Rated Voltage	Dimensions (mm)								
	Amp Ratings	Pre-Arcing	Total at 415V			A	B	C	D	E	F	G	H	J
CEO32	32	1000	2760	3.5	550 ac	110	94.0	58.5	21.0	24.5	3.2	14.3	11.0	8.7
CEO40	40	1400	3750	4.7										
CEO50	50	3000	8350	4.9										
CEO63	63	7000	18,800	5.6										
CEO80	80	13,000	35,200	7.2										
CEO100	100	25,000	76,500	8.5										
CEO100M125	100M125	57,000	150,000	6.5	415 ac	110	94.0	54.5	25.8	26.8	19.0	10.0	9.0	
CEO100M160	100M160	72,500	190,000	5.0										
CEO100M200	100M200	120,000	290,000	3.5										

Packaging - 10 per carton except CEO100M200 which is packed 5 per carton

This bulletin is intended to clearly present product data and provide technical information that will help the end user with design applications. If there is any information that you require that is not recorded on this Data Sheet, please call our Application Engineers at Bussmann UK.

Bussmann reserves the right, without notice, to change design or construction of any products and to discontinue or limit distribution of any products. Bussmann also reserves the right to change or update, without notice, any technical information contained in this bulletin. Once a product has been selected, it should be tested by the user in all possible applications.

Bussmann Division
Cooper (U.K.) Ltd
Burton-on-the-Wolds
Leicestershire, LE12 5TH
United Kingdom
Tel: (44) (0)1509 88 27 37
Fax: (44) (0)1509 88 27 86

Head Office
St. Louis, MO, U.S.A. Tel: (314) 527-3877 Fax: (800) 544-2570 International Fax: (314) 527-1445



Bussmann Information Fax (00 1) 314 527 1450

Bussmann WEB site - <http://www.bussmann.com>

A  **COOPER** Industries Company

CEO 03..98
Doc. No. 4115