

## Product data sheet

### Characteristics

# MX9MC163R

Miniature circuit-breaker (MCB), MAX9, 1P,  
63A, C Curve, 6000A, 240/415V, incomer, RED  
toggle



#### Main

|                                |                           |
|--------------------------------|---------------------------|
| Range                          | MAX9                      |
| Product or component type      | Miniature circuit-breaker |
| Device application             | Incomer                   |
| Poles description              | 1P                        |
| Number of protected poles      | 1                         |
| [In] rated current             | 63 A at 30 °C             |
| Network type                   | AC                        |
| Network frequency              | 50/60 Hz                  |
| [Ue] rated operational voltage | 240/415 V AC 50/60 Hz     |
| Curve code                     | C                         |
| Magnetic tripping limit        | 5...10 x In               |
| Colour                         | White (RAL 9003)          |

#### Complementary

|  |   |
|--|---|
| Breaking capacity                      | 6000 A Icn at 240 V AC 50/60 Hz conforming to AS/NZS 60898  |
| [Ics] rated service breaking capacity  | 6000 A 100 % - 240 V AC 50/60 Hz  |
| Limitation class                       | 3   |
| [Uimp] rated impulse withstand voltage | 4 kV  |
| [Ui] rated insulation voltage          | 500 V   |
| Suitability for isolation              | Yes   |
| Contact position indicator             | Yes   |
| Control type                           | Toggle  |
| Local signalling                       | ON/OFF indication   |
| 9 mm pitches                           | 2   |
| Height                                 | 85 mm   |
| Width                                  | 18 mm   |
| Embedding depth                        | 44 mm   |
| Depth                                  | 75 mm   |
| Net weight                             | 125 g   |
| Mechanical durability                  | 20000 cycles  |
| Electrical durability                  | 10000 cycles 240 V  |
| Heat dissipation                       | 5.6 W   |
| Provision for padlocking               | Padlockable   |
| Connections - terminals                | Tunnel type terminals (top or bottom) 1...25 mm <sup>2</sup> flexible<br>Tunnel type terminals (top or bottom) 1...35 mm <sup>2</sup> rigid |
| Wire stripping length                  | 14 mm for top or bottom connection  |
| Tightening torque                      | 3.5 N.m   |
| Grid distance                          | 65 mm   |

The information provided in this documentation contains general descriptions and/or technical characteristics of the performance of the products contained herein. This documentation is not intended as a substitute for and is not to be used for determining suitability or reliability of these products for specific user applications. It is the duty of any such user or integrator to perform the appropriate and complete risk analysis, evaluation and testing of the products with respect to the relevant specific application or use thereof. Neither Schneider Electric Industries SAS nor any of its affiliates or subsidiaries shall be responsible or liable for misuse of the information contained herein.




## Environment

|                                       |  |
|---------------------------------------|--|
| Quality labels                        | RCM  |
| IP degree of protection               | IP20   |
| Pollution degree                      | 2  |
| Overvoltage category                  | III  |
| Tropicalisation                       | Severity B conforming to IEC 60068-2-30  |
| Relative humidity                     | 95 % at 55 °C  |
| Operating altitude                    | 0...2000 m   |
| Ambient air temperature for operation | -25...70 °C  |
| Ambient air temperature for storage   | -40...85 °C  |
| Temperature derating table            | -25 °C ( 76.4 A )<br>-20 °C ( 75.3 A )<br>-15 °C ( 74.1 A )<br>-10 °C ( 73 A )<br>-5 °C ( 71.8 A )<br>0 °C ( 70.6 A )<br>5 °C ( 69.4 A )<br>10 °C ( 68.2 A )<br>15 °C ( 66.9 A )<br>20 °C ( 65.5 A )<br>25 °C ( 64.3 A )<br>30 °C ( 63 A )<br>35 °C ( 61.6 A )<br>40 °C ( 60.3 A )<br>45 °C ( 58.8 A )<br>50 °C ( 57.4 A )<br>55 °C ( 55.9 A )<br>60 °C ( 54.3 A )<br>65 °C ( 52.8 A )<br>70 °C ( 51.1 A ) |

## Packing Units

|                              |           |
|------------------------------|-----------|
| Unit Type of Package 1       | PCE       |
| Number of Units in Package 1 | 1         |
| Package 1 Weight             | 122.0 g   |
| Package 1 Height             | 7.2 cm    |
| Package 1 width              | 8.5 cm    |
| Package 1 Length             | 1.8 cm    |
| Unit Type of Package 2       | BB1       |
| Number of Units in Package 2 | 12        |
| Package 2 Weight             | 1.536 kg  |
| Package 2 Height             | 8 cm      |
| Package 2 width              | 22 cm     |
| Package 2 Length             | 9.85 cm   |
| Unit Type of Package 3       | S03       |
| Number of Units in Package 3 | 84        |
| Package 3 Weight             | 11.452 kg |
| Package 3 Height             | 30 cm     |
| Package 3 width              | 30 cm     |
| Package 3 Length             | 40 cm     |

## Offer Sustainability

|                            |   |
|----------------------------|---|
| Sustainable offer status   | Green Premium product   |
| REACH Regulation           |  <a href="#">REACH Declaration</a>             |
| REACH free of SVHC         | Yes   |
| EU RoHS Directive          | Compliant  <a href="#">EU RoHS Declaration</a> |
| Toxic heavy metal free     | Yes   |
| Mercury free               | Yes   |
| RoHS exemption information |  Yes   |

---

China RoHS Regulation

 [China RoHS Declaration](#)

---

Environmental Disclosure

 [Product Environmental Profile](#)

---