

FLOODLIGHTS

HQC COMPACT

The HQC Compact is an IP65 low wattage HID floodlight. The body is black powder coated cast aluminium. Tempered glass lens in hinged frame. The control gear is integral & tray mounted. Lamp holder is RX7s. Lamps are double ended.

HQC Small Area HID Floodlight

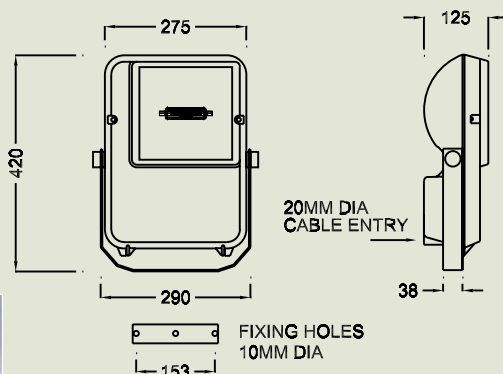
Low wattage with wide beam hammertone aluminium reflector.

HQC70MH	70w	MH
HQC150MH	150w	MH
HQC70S	70w	HPS
HQC150S	150w	HPS

Fixing Holes
10mm DIA



HQCWG Wire guard



Lamp holder RX7s.

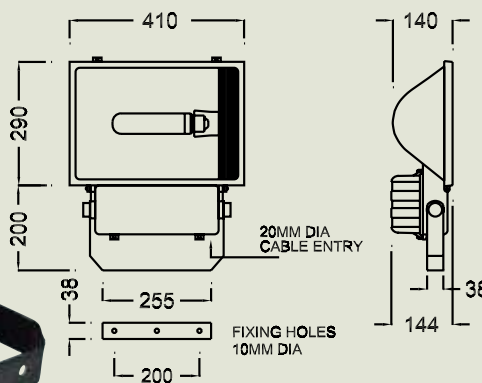
Lamps Double ended tubular.

HQG COMPACT

The HQG General is an IP65 HID floodlight suitable for medium area applications. The body is black powder coated cast aluminium. Tempered glass lens in hinged frame. The control gear is integral & tray mounted. Lamp holder is E39.

HQG Medium Area HID Floodlight

With wide beam hammertone aluminium reflector.



HQG250MV	250w	MV
HQG250MH	250w	MH
HQG400MH	400w	MH
HQG150S	150w	HPS
HQG250S	250w	HPS
HQG400S	400w	HPS

Fixing Holes
10mm DIA



HQGWG Wire guard

Lamp holder E39.

Lamps (MV) coated elliptical (MH/HPS) clear tubular.

FLOODLIGHTS

HYDOR

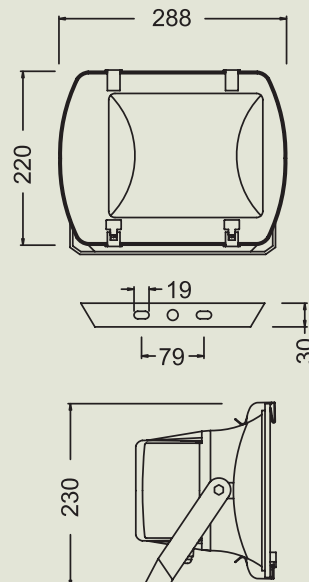
The Hydor low wattage floodlight is an IP65 rated weatherproof luminaire. It has a diecast aluminium body & hinged frameless tempered glass. The glass is secured by stainless steel clips. The control gear is tray mounted and integral. The lamp holder is E27.

Hydor Small Area HID Floodlight

Low wattage with hammertone aluminium reflector.

HY80MV	80w	MV
HY70MH	70W	MH
HY100MH	100w	MH
HY150MH	150w	MH
HY70S	70w	HPS

Centre Fixing Hole
13.5mm DIA
Outer Fixing Holes
9.5mm DIA



Lamp holder E27.

Lamps (MV) coated elliptical (MH/HPS) clear elliptical/tubular.

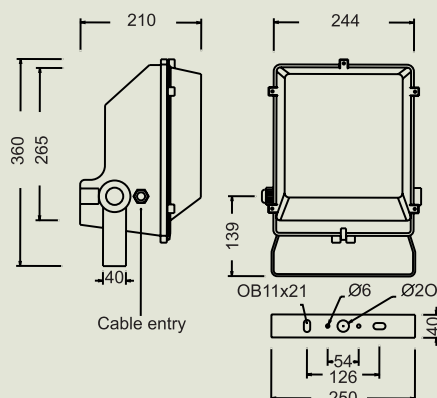
TUREIS

The Tureis is an IP65 low wattage HID floodlight suitable for many small area applications. The body & lens are UV stabilised polycarbonate. The body finish colour is black. The lens is frameless hinged. The control gear is integral & tray mounted. Lamps are E27.

Tureis Small Area HID Floodlight

Low wattage wide beam pattern with hammertone aluminium reflector.

TU80MV	80w	MV
TU70MH	70w	MH
TU70S	70w	HPS



Lamp holder E27.

Lamps (MV) coated elliptical (MH/HPS) clear elliptical/tubular.

FLOODLIGHTS

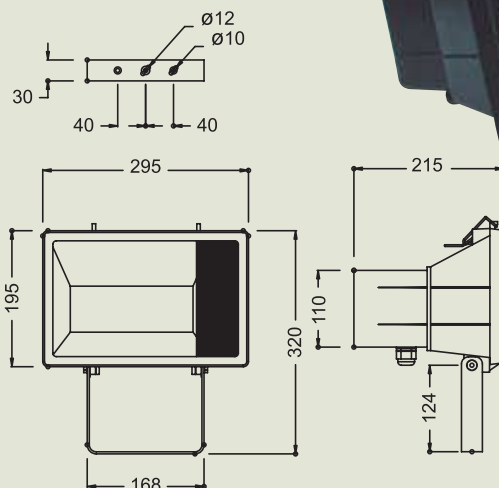
KUMA 1

The Kuma 1 is the smaller model of the Kuma range. It is an IP65 low wattage HID floodlight. The body is black powder coated cast aluminium. Tempered glass lens in hinged frame. The control gear is integral & tray mounted. Lamp holder is E27.

Kuma Small Area HID Floodlight

Low wattage with wide beam hammertone aluminium reflector.

KU1W80MV	80w	MV
KU1W125MV	125w	MV
KU1W70MH	70w	MH
KU1W100MH	100w	MH
KU1W150MH	150w	MH
KU1W70S	70w	HPS



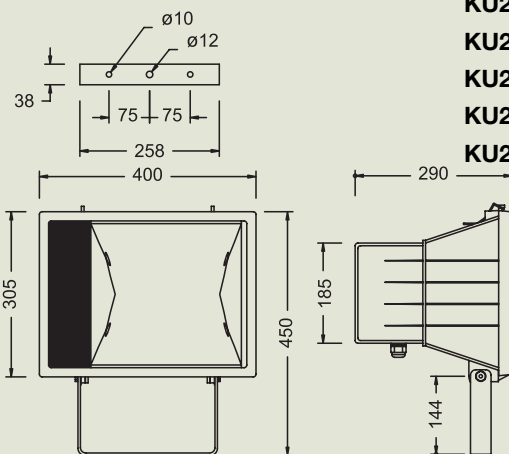
Lamp holder E27.
Lamps (MV) coated elliptical (MH/HPS) clear elliptical/tubular.

KUMA 2

The Kuma 2 is the larger model of the Kuma range. It is an IP65 HID floodlight suitable for medium area applications. The body is black powder coated cast aluminium. Tempered glass lens in hinged frame. The control gear is integral & tray mounted. Lamp holder is E39.

Kuma Medium Area HID Floodlight

With wide beam hammertone aluminium reflector.



KU2W250MV	250w	MV
KU2W250MH	250w	MH
KU2W400MH	400w	MH
KU2W150S	150w	HPS
KU2W250S	250w	HPS
KU2W400S	400w	HPS

Lamp holder E39.

Lamps (MV) coated elliptical.

Lamps ≤ 250w (MH/HPS) clear elliptical/tubular.

Lamps 400w (MH/HPS) clear tubular.

FLOODLIGHTS

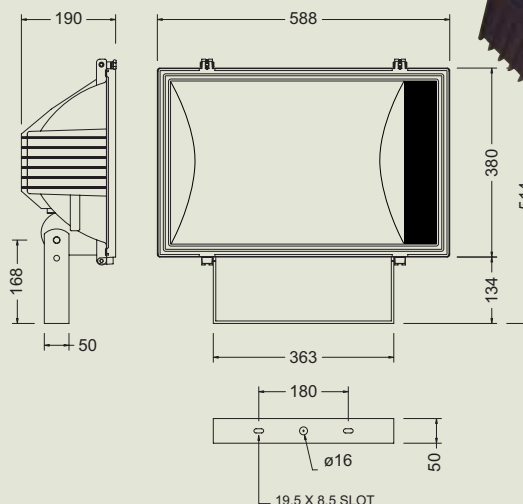
POLARIS

The Polaris is a 1000w IP65 HID floodlight suitable for large area applications. The body is black powder coated cast aluminium. Tempered glass lens in hinged frame. It is suitable for remote control gear only, which may be supplied gear tray mounted or in a weatherproof box. Lamp holder is E39. (For control gear refer "Remote Control" section.)

Polaris Large Area HID Floodlight

With wide beam hammertone, or narrow beam specular aluminium reflector.

POW1000MH	Wide	1000w MH
POW1000S	Wide	1000w HPS
POLARIS/W	Wide	Floodlight only



Lamp holder E39.
Lamps clear tubular.

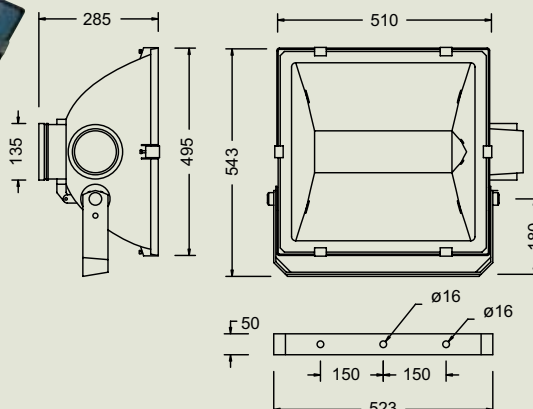

MINTAKA

The Mintaka is a 2000w IP65 HID floodlight suitable for large area applications. The body is black powder coated cast aluminium. Tempered glass is frameless hinged. It is suitable for remote control gear only, which may be supplied gear tray mounted or in a weatherproof box. Lamp holder is E39. (For control gear refer "Remote Control" section.)

Mintaka Large Area HID Floodlight

With wide beam hammertone, or narrow beam specular aluminium reflector.

MIW2000MH	Wide	2000w MH
MINTAKA/W	Wide	Floodlight only



Lamp holder E39.
Lamps clear tubular.

FLOODLIGHTS

TALITHA

The Talitha is an architectural range of area lighting luminaires. They are IP65 weatherproof and the body is constructed of black powder coated metal. The powder coated steel mounting bracket allows vertical adjustment of the luminaire. Lamp holder is E39.

Talitha Area HID Floodlight

With forward throw or roadway distribution aluminium reflector.

TAF250MH	Forward	250w MH
TAF400MH	Forward	400w MH
TAF150S	Forward	150w HPS
TAF250S	Forward	250w HPS
TAF400S	Forward	400w HPS

Lamp holder E39.
Lamps clear tubular.



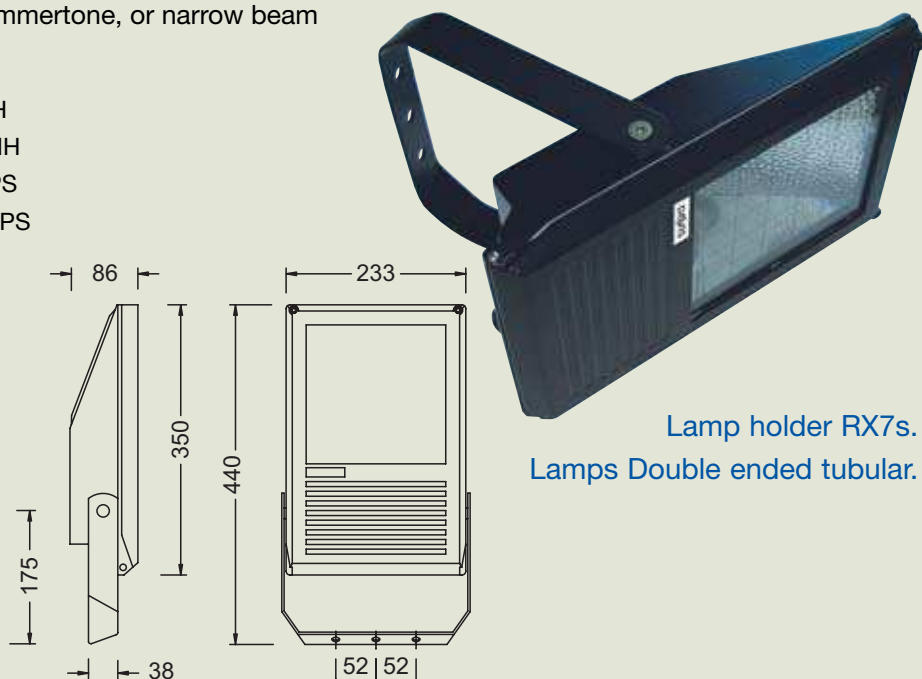
ELTANIN 1

The Eltanin 1 is the smaller model of the Eltanin range. It is an IP65 low wattage HID asymmetrical floodlight. The body is black powder coated cast aluminium. Tempered glass lens in hinged frame. The control gear is integral. Lamp holder is RX7s. Lamps are double ended.

Eltanin Small Area HID Asymmetrical Floodlight

Low wattage with wide beam hammertone, or narrow beam specular aluminium reflector.

EL1W70MH	Wide	70w MH
EL1W150MH	Wide	150w MH
EL1W70S	Wide	70w HPS
EL1W150S	Wide	150w HPS



Lamp holder RX7s.
Lamps Double ended tubular.

FLOODLIGHTS

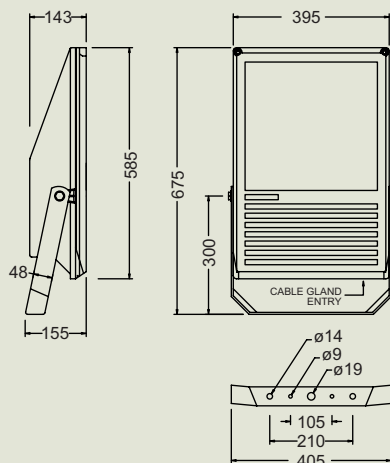
ELTANIN 2

The Eltanin 2 is the second model of the Eltanin range. It is an IP65 HID asymmetrical floodlight. The body is black powder coated cast aluminium. Tempered glass lens in hinged frame. The control gear is integral & tray mounted. Lamp holder is E39.

Eltanin Medium Area HID Asymmetrical Floodlight

Low wattage with wide beam hammertone, or narrow beam specular aluminium reflector.

EL2W250MH	Wide	250w MH
EL2W400MH	Wide	400w MH
EL2W150S	Wide	150w HPS
EL2W250S	Wide	250w HPS
EL2W400S	Wide	400w HPS



Lamp holder E39.
Lamps clear tubular.

ELTANIN 3

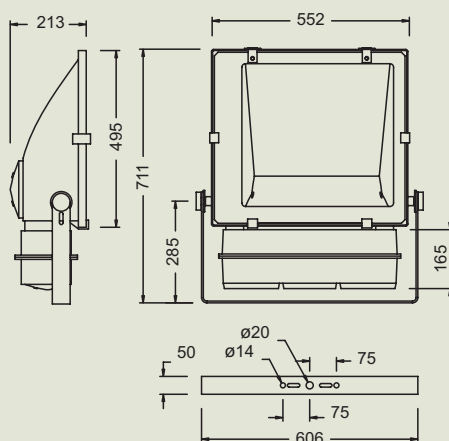
The Eltanin 3 is the third & largest model of the Eltanin range. It is an IP65 HID asymmetrical floodlight. The body is black powder coated cast aluminium. Frameless hinged tempered glass. The control gear is integral & tray mounted. It may also be supplied with remote control. Lamp holder is E39. (For remote control gear refer "Remote Control" section.)

Eltanin Large Area HID Asymmetrical Floodlight

With wide beam hammertone, or narrow beam specular aluminium reflector.



EL3W1000MH	Wide	1000w MH
EL3W1000S	Wide	1000w HPS
ELTANIN/3W	Wide	Floodlight only



Lamp holder E39.
Lamps clear tubular.