

Features

Aluminium / steel construction
 Low energy consumption
 Long life LEDs
 High power factor
 Light weight
 Numerous mounting options (mounting accessory ordered separately)
 - Surface Mount Box, Facia Plate, Trunnion Bracket

Applications

Gas stations
 Loading docks
 Factories
 Warehouses
 Gymnasiums

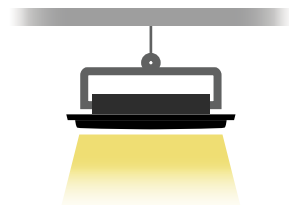
Standards

Manufactured under ISO 9001:2015 to standards
 IEC/AS/NZS 60598.1
 IEC/AS/NZS 60598.2.5
 IEC/AS/NZS CISPR 15


Mounting Methods



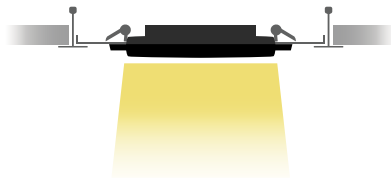
Surface



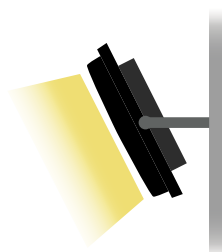
Pendant



Plaster Recessed



T-Bar Recessed



Trunnion



Pendant



Plaster



Product Code Key

Model	Mounting Accessories	Power	Colour Temp.	Body Colour	Diffuser
GSL	R = Recessed mount	100W = 100W	3K = 3000K	01 = White	BS = Beaded
	SB = Surface mount box suit GSL canopy 400 x 400 mm	150W = 150W	4K = 4000K		
	FP = Canopy light fascia plate 600 x 600 mm	200W = 200W	5K = 5000K		
	Y = Canopy light trunnion bracket with eye bolt				

e.g. GSLR100W4K01BS = Recessed mount 100W 4000K white body with beaded difusser

Specifications

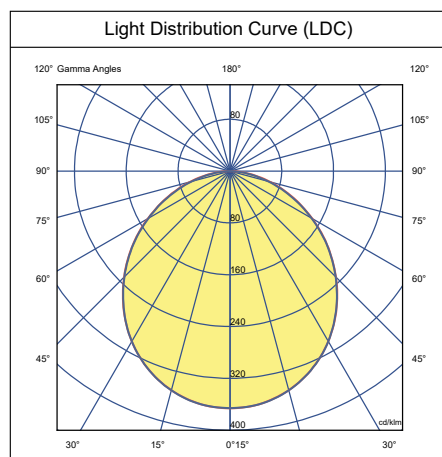
Model	GSLR100WxK01BS	GSLR150WxK01BS	GSLR200WxK01BS
Nominal Power (W)	100	150	200
Input Voltage	200 - 305 VAC 50 / 60 Hz *		
Luminous Flux (lm)	12,030	18,680	23,140
Efficacy (lm/W)	122	128	116
CRI	≥ 80		
Power Factor	> 0.95		
Colour Temp. (K)	3000 / 4000 / 5000		
LED Life L70B50 (hr)	> 50,000		
Ambient Temp. t_a (°C)	45		
Weight (kg)	3.5	3.5	4.0

* with default driver

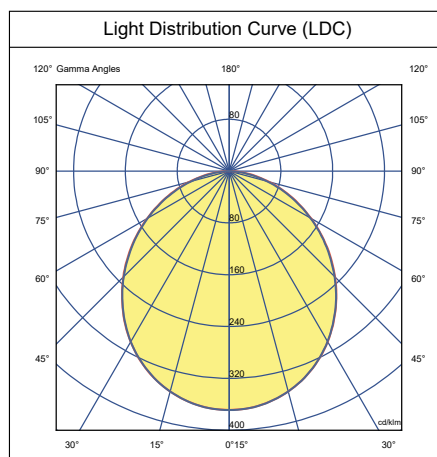
"x" denotes CCT, 3 = 3000K ; 4 = 4000K ; 5 = 5000K

Lighting Data

GSL150W4K

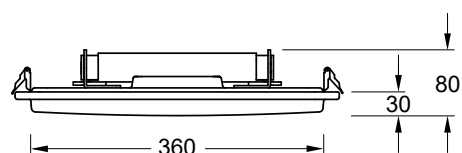
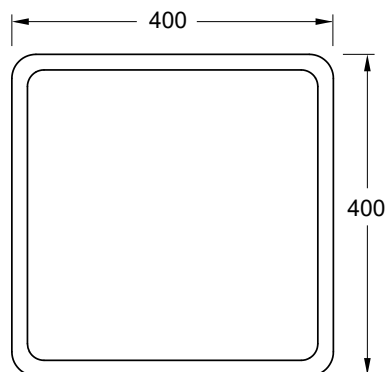


GSL200W4K

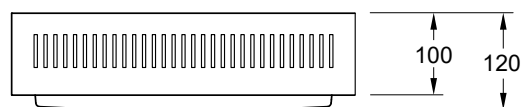
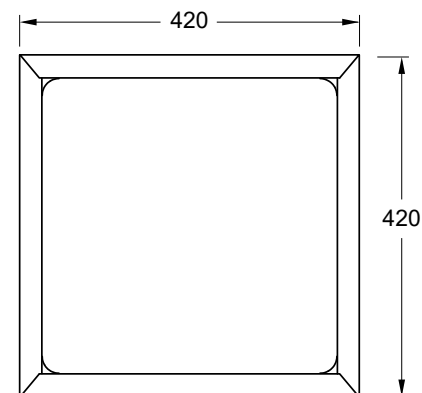


Dimensions

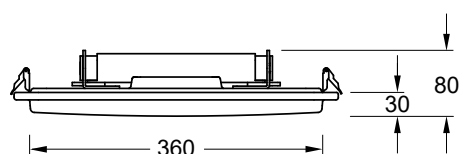
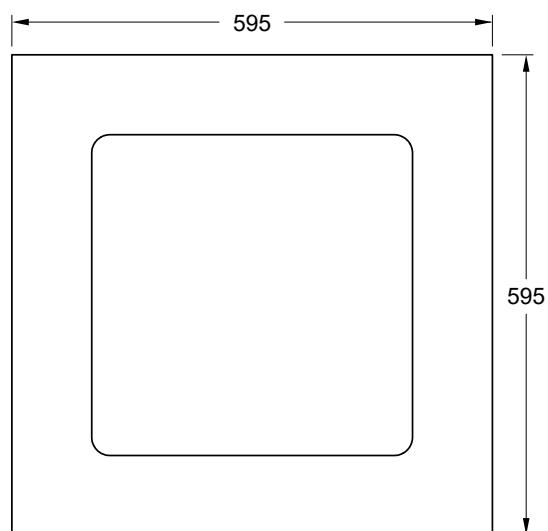
GSLR



GSLSB



GSLFP



GSLY

