

METIS T5 SERIES

The Metis family of luminaires incorporates sophisticated louvre technology to meet the needs of the 21st century modern office. Glare control is attributed to the contoured side reflector providing a 55° cut-off across the tube, with lateral blades providing 63° to cut-off along the tube. Louvres are available in specular or semi-specular and are designed to illuminate the horizontal working surface while the sharp lamp cut-off reduces veiling reflection in computer screens. The multi-tube louvre features an apparent brightness control separation between cell groups. Brightness contrast reduction is created by brightening the dark area between cell groups. The louvre assembly in a metal frame which has a hinged latching system holding the assembly securely to the body. The unique universal body design allows the luminaire to be surface mounted, T/Bar recessed or, with the addition of the PF frame, recessed into a suspended plaster ceiling. The Metis may also be manufactured as a dedicated suspended plaster ceiling luminaire or supplied to accommodate 246mm x 20mm AC slots for air delivery or return.

The high light output ratio and optimal glare control of the Metis integrated with DALI lighting control systems offer straightforward solutions for handling all kinds of ECOSmart lighting/energy management tasks for almost any structural condition.

Universal Mount T5



Metis Universal Mount


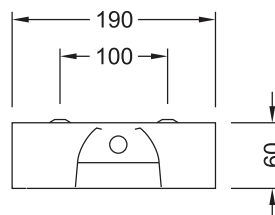
Single tube 200mm wide models suitable for either surface mounting or recessed T/Bar mounting. For recessed plaster mounting use plaster frame as shown in accessories below. x designates reflector type (m) matt or (d) semi-specular louvre.

ME2UN114T5x	1/14w	1x12 Cell	600mm (nom)
ME2UN124T5x	1/24w	1x12 Cell	600mm (nom)

Mountings 390 x 240

ME2UN128T5x	1/28w	1x26 Cell	1200mm (nom)
ME2UN154T5x	1/54w	1x26 Cell	1200mm (nom)

Mountings 950 x 240



Metis 2 ME2UN Accessories

- PFN600 Frame for recessed mounting of 14/24w models in plaster ceilings.
- PFN1200 Frame for recessed mounting of 28/54w models in plaster ceilings.



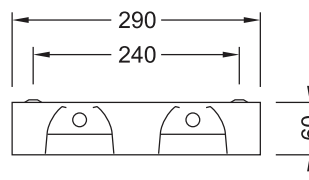
Twin tube 300mm wide models suitable for either surface mounting or recessed T/Bar mounting. For recessed plaster mounting use plaster frame as shown in accessories below. x designates reflector type (m) matt or (d) semi-specular louvre.

ME2U114T5x	1/14w	1x12 Cell	600mm (nom)
ME2U124T5x	1/24w	1x12 Cell	600mm (nom)
ME2U214T5x	2/14w	2x12 Cell	600mm (nom)
ME2U224T5x	2/24w	2x12 Cell	600mm (nom)

Mountings 390 x 240

ME2U128T5x	1/28w	1x26 Cell	1200mm (nom)
ME2U154T5x	1/54w	1x26 Cell	1200mm (nom)
ME2U228T5x	2/28w	2x26 Cell	1200mm (nom)
ME2U254T5x	2/54w	2x26 Cell	1200mm (nom)

Mountings 950 x 240



Metis 2 ME2U Accessories

- PF600 – Frame for recessed mounting of 14/24w models in plaster ceilings.
- PF1200 – Frame for recessed mounting of 28/54w models in plaster ceilings.

Other types of louvre available on an indent basis include specular and high performance MIRO

Also available for imperial size T/Bar. Please contact sales office for details.



Metis Universal Mount

Metis Universal Mount



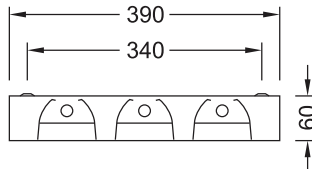
Three tube 400mm wide models suitable for either surface mounting or recessed T/Bar mounting. For recessed plaster mounting use plaster frame as shown in accessories below. x designates reflector type (m) matt or (d) semi-specular louvre.

ME2UM314T5x	3/14w	3x12 Cell	600mm (nom)
ME2UM324T5x	3/24w	3x12 Cell	600mm (nom)

Mountings 390 x 340

ME2UM328T5x	3/28w	3x26 Cell	1200mm (nom)
ME2UM354T5x	3/54w	3x26 Cell	1200mm (nom)

Mountings 950 x 340



Metis 2 ME2UM Accessories

- PFM600 Frame for recessed mounting of 14/24w models in plaster ceilings.
- PFM1200 Frame for recessed mounting of 28/54w models in plaster ceilings.


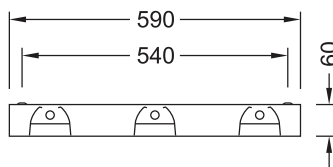
Three tube 600mm wide models suitable for either surface mounting or recessed T/Bar mounting. For recessed plaster mounting use plaster frame as shown in accessories below. x designates reflector type (m) matt or (d) semi-specular louvre.

ME2UW314T5x	3/14w	3x12 Cell	600mm (nom)
ME2UW324T5x	3/24w	3x12 Cell	600mm (nom)

Mountings 390 x 340

ME2UW328T5x	3/28w	3x26 Cell	1200mm (nom)
ME2UW354T5x	3/54w	3x26 Cell	1200mm (nom)

Mountings 950 x 340



Metis 2 ME2UW Accessories

- PFW600 Frame for recessed mounting of 14/24w models in plaster ceilings.
- PFW1200 Frame for recessed mounting of 28/54w models in plaster ceilings.



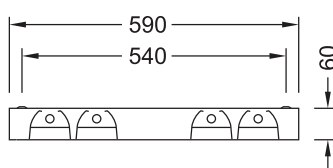
Four tube 600mm wide models suitable for either surface mounting or recessed T/Bar mounting. For recessed plaster mounting use plaster frame as shown in accessories below. x designates reflector type (m) matt or (d) semi-specular louvre.

ME2UW414T5x	4/14w	4x12 Cell	600mm (nom)
ME2UW424T5x	4/24w	4x12 Cell	600mm (nom)

Mountings 390 x 340

ME2UW428T5x	4/28w	4x26 Cell	1200mm (nom)
ME2UW454T5x	4/54w	4x26 Cell	1200mm (nom)

Mountings 950 x 340



Metis 2 ME2UW Accessories

- PFW600 – Frame for recessed mounting of 14/24w models in plaster ceilings.
- PFW1200 – Frame for recessed mounting of 28/54w models in plaster ceilings.

Other types of louvre available on an indent basis include specular and high performance MIRO

Also available for imperial size T/Bar. Please contact sales office for details.


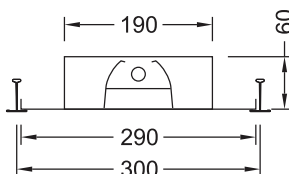


Recessed T/Bar Air Handling T5

Metis Recessed T/Bar Air Handling


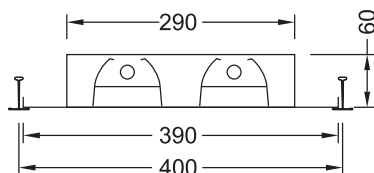
Single tube 300mm wide models for air delivery or air return. x designates reflector type (m) matt or (d) semi-specular louvre. Air slots measurements: 246 x 20 per slot. (28/54w - 4 per side, 14/24w - 2 per

ME2T114T5Ax	1/14w	1x12 Cell	600mm (nom)
ME2T124T5Ax	1/24w	1x12 Cell	600mm (nom)
ME2T128T5Ax	1/28w	1x26 Cell	1200mm (nom)
ME2T154T5Ax	1/54w	1x26 Cell	1200mm (nom)




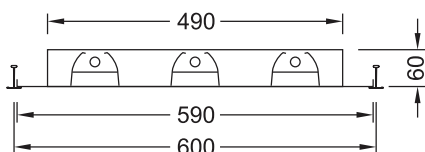
Twin tube 400mm wide models for air delivery or air return. x designates reflector type (m) matt or (d) semi-specular louvre. Air slots measurements: 246 x 20 per slot. (28/54w - 4 per side, 14/24w - 2 per

ME2TM214T5Ax	2/14w	2x12 Cell	600mm (nom)
ME2TM224T5Ax	2/24w	2x12 Cell	600mm (nom)
ME2TM228T5Ax	2/28w	2x26 Cell	1200mm (nom)
ME2TM254T5Ax	2/54w	2x26 Cell	1200mm (nom)




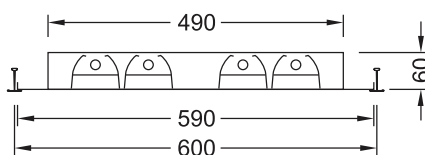
Three tube 600mm wide models for air delivery or air return. x designates reflector type (m) matt or (d) semi-specular louvre. Air slots measurements: 246 x 20 per slot. (28/54w - 4 per side, 14/24w - 2 per

ME2TW314T5Ax	3/14w	3x12 Cell	600mm (nom)
ME2TW324T5Ax	3/24w	3x12 Cell	600mm (nom)
ME2TW328T5Ax	3/28w	3x26 Cell	1200mm (nom)
ME2TW354T5Ax	3/54w	3x26 Cell	1200mm (nom)



Four tube 600mm wide models for air delivery or air return. x designates reflector type (m) matt or (d) semi-specular louvre. Air slots measurements: 246 x 20 per slot. (28/54w - 4 per side, 14/24w - 2 per

ME2TW414T5Ax	4/14w	4x12 Cell	600mm (nom)
ME2TW424T5Ax	4/24w	4x12 Cell	600mm (nom)
ME2TW428T5Ax	4/28w	4x26 Cell	1200mm (nom)
ME2TW454T5Ax	4/54w	4x26 Cell	1200mm (nom)



Other types of louvre available on an indent basis include specular and high performance MIRO

Also available for imperial size T/Bar. Please contact sales office for details.

Recessed Plaster T5



Metis Recessed Plaster

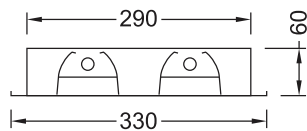
x designates reflector type (m) matt or (d) semi-specular louvre.

ME2P114T5x	1/14w	600mm (nom)
ME2P124T5x	1/24w	600mm (nom)
ME2P214T5x	2/14w	600mm (nom)
ME2P224T5x	2/24w	600mm (nom)

Cut out size 595 x 295

ME2P128T5x	1/28w	1200mm (nom)
ME2P154T5x	1/54w	1200mm (nom)
ME2P228T5x	2/28w	1200mm (nom)
ME2P254T5x	2/54w	1200mm (nom)

Cut out size 1195 x 295

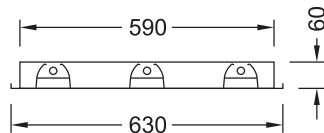


ME2PW314T5x	3/14w	600mm (nom)
ME2PW324T5x	3/24w	600mm (nom)

Cut out size 595 x 595

ME2PW328T5x	3/28w	1200mm (nom)
ME2PW354T5x	3/54w	1200mm (nom)

Cut out size 1195 x 595




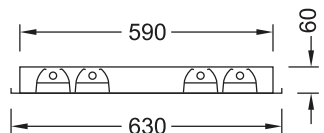


ME2PW414T5x	4/14w	600mm (nom)
ME2PW424T5x	4/24w	600mm (nom)

Cut out size 595 x 595

ME2PW428T5x	4/28w	1200mm (nom)
ME2PW454T5x	4/54w	1200mm (nom)

Cut out size 1195 x 595



Other types of louvre available on an indent basis include specular and high performance MIRO

Also available for imperial size T/Bar. Please contact sales office for details.