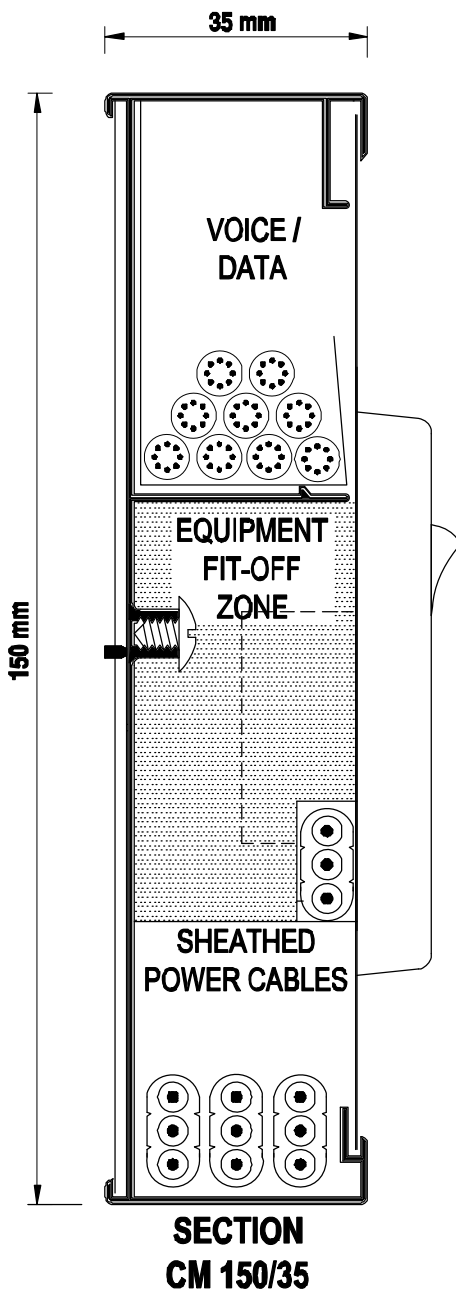


Centre Mount Skirting Duct

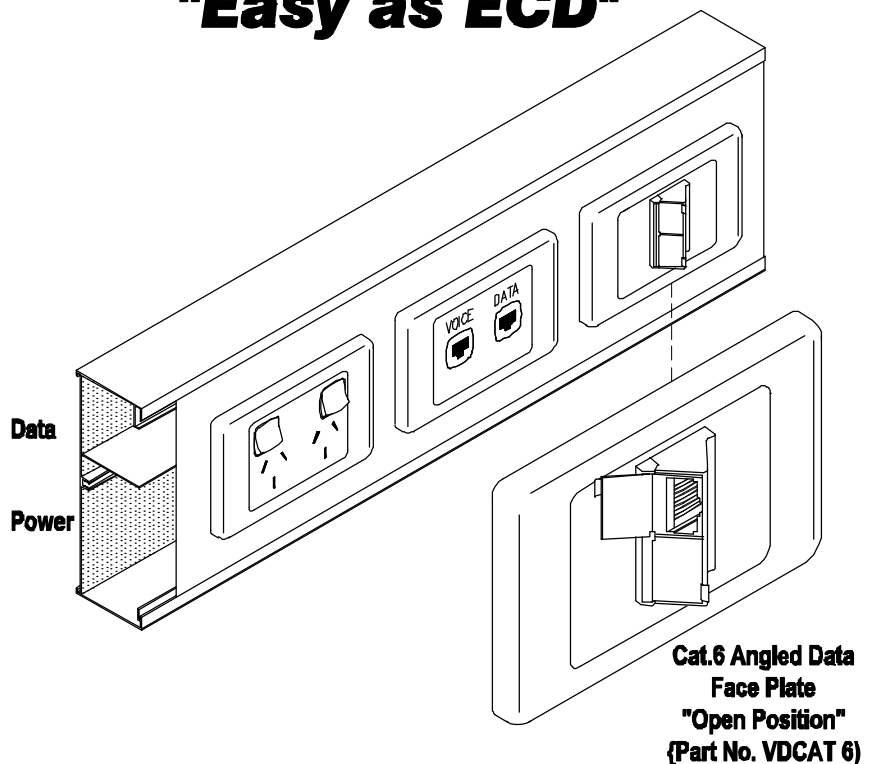
At a glance ...

- Size: **150x35mm**
- Outlets: **Standard Size**
"Centre Mount" format
- Stock Colours: **Grey, Black, White,**
Stone Beige
- Suitable for: **Category 6 Cabling**

- A standard sized skirting duct with capacity to satisfy the requirements of most installations. One of our most popular ducts.
- Suitable for Category 6 data cabling.
- Also available with alternative "Snap-fit" extruded aluminium cover for extra protection and streamline appearance. Refer to Cat No. CML 150/35.
- The ECD "Centre Mount" range of skirting ducts allows for all outlets to be terminated in the equipment fit-off zone providing an attractive symmetrical arrangement in "centre mount" format.
- Ferrous mounting shrouds the full depth of the duct body allow maximum space for outlet termination and screening.
- Accommodates flush mounted standard size outlets.
- Duct and covers are powder coat finished. Standard colours are Black, White, APO Grey and Stone Beige. Over 50 non-standard colours are available.
- This product has been examined in accordance with AS 3000 and conforms to A.C.A requirements.



"Easy as ECD"



ESTABLISHED 1979

Electric Cable Duct Systems P/L

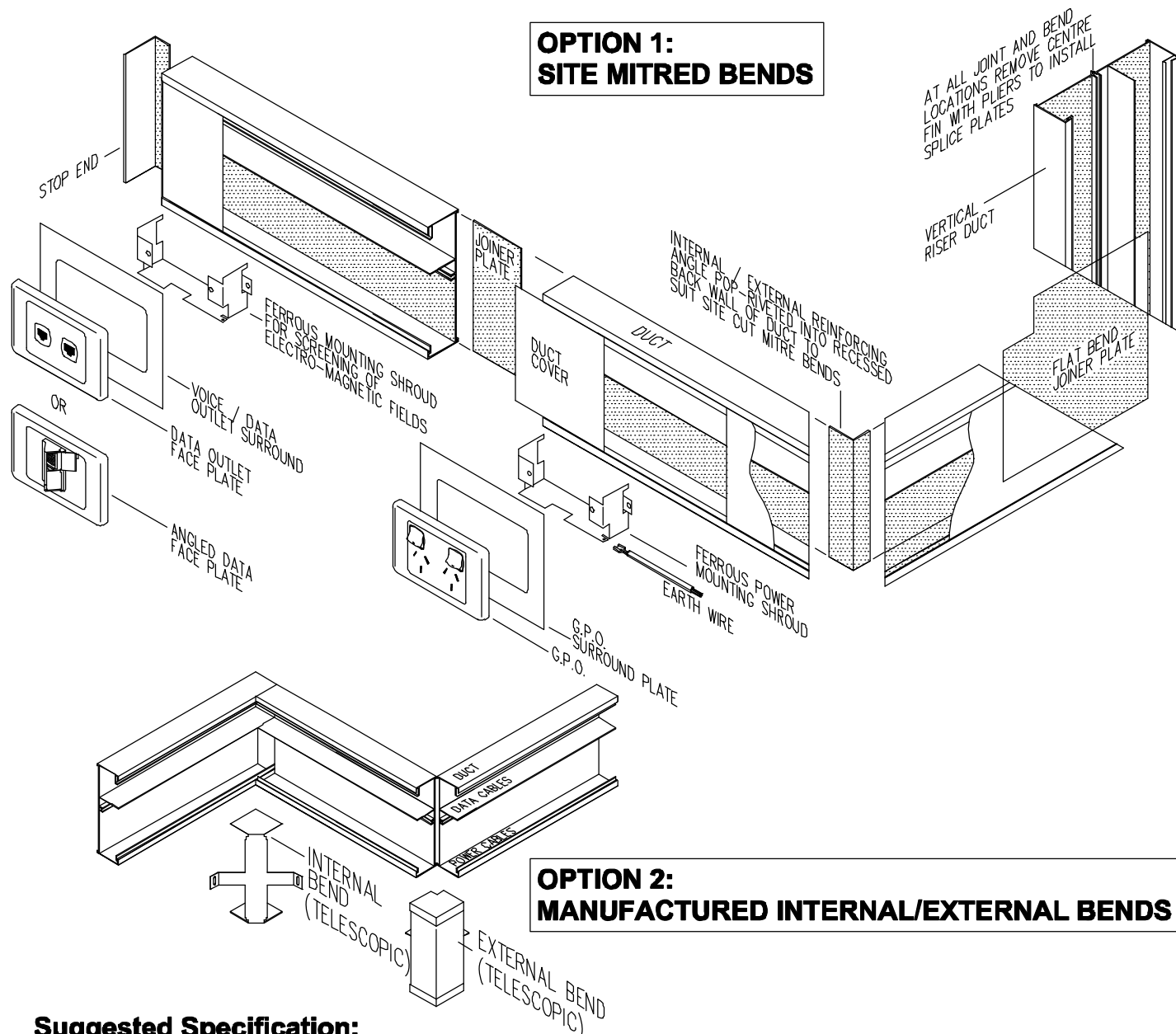
8 Clarice Road, Box Hill South, Victoria. 3128 Australia

Ph. (03) 9890 6646

Fax. (03) 9899 5042

www.ecd.net.au

Copyright © 2007 Electric Cable Duct Systems Pty. Ltd. ABN 80005544105



OPTION 1: SITE MITRED BENDS

OPTION 2: MANUFACTURED INTERNAL/EXTERNAL BENDS

Suggested Specification:

- The contractor shall allow to supply and install "Electric Cable Duct Systems P/L " CM 150/35 "Centre Mount" skirting duct (150x35mm) surface mounted or as otherwise nominated and described below.
- The system will reflect the integrated voice/data cabling requirements of Category 5 & 6 and have ferrous mounting shrouds for both power and voice/data outlets. Outlets shall be standard size Clipsal, HPM or PDL Type.
- The body of the duct shall be extruded aluminium pre-treated and powder coated to a standard colour (White, APO Grey, Stone, Beige or Black) or as nominated by the architect. The duct cover shall be pre-treated electro-galvanised steel, powder coated to match.
- The system shall be earthed in accordance with AS3000 wiring rules and conform to A.C.A requirements.
- Bends shall be site mitred to fine tolerances with concealed reinforcing angles riveted in position or alternatively manufactured internal/external bends. Adjacent lengths of duct body shall be splice joined with slide in joiner plates. Slide in stop ends shall be fitted where necessary.
- Installation shall be performed by experienced duct installers, generally as described on E.C.D "Recommended Installation Procedure" leaflet.

Parts List

Description	Part No.	Colour
Duct Body - 3m lengths	CM 150/35	Nominate Colour
Duct Cover - 1.2 m lengths	CM 150 C	Nominate Colour
Vertical Riser Cover - 3m lengths	CML 150 C	Nominate Colour
GPO Mounting Kit only (No GPO)	CM 150/35 K	Nominate Colour
Voice/Data Mounting Kit only (No bakelite supplied)	CM 150/35 VDK	Nominate Colour
Internal Bend	CM 150/35 IB	Nominate Colour
External Bend	CM 150/35 EB	Nominate Colour
Reinforcing Angle (Site mitred bends)	CM 150 RA	N/A
Stop End	CM 150/35 SE	Nominate Colour
Flat Bend Plate	CM 150 FB	N/A
Riser to Skirting tee	CM 150/35 RT	Nominate Colour
Angled Data Face Plate	VDCAT 6	Nominate Colour