

Snap-fit Skirting Duct Lid

At a glance ...

- Size: **150x40mm**
- Cover: **"Snap-Fit" Aluminium Engages at top.**
- Outlets: **Standard Size "Centre Mount" format**
- Stock Colours: **Grey, Black, White, Stone Beige**
- Suitable for: **Category 6 Cabling**

-Based on the "Centre Mount" range the "Snap Fit" system utilises an extruded aluminium cover which "Snap-Fits" into position to provide extra protection and streamline appearance. Ideally suited for use in schools, colleges and universities.

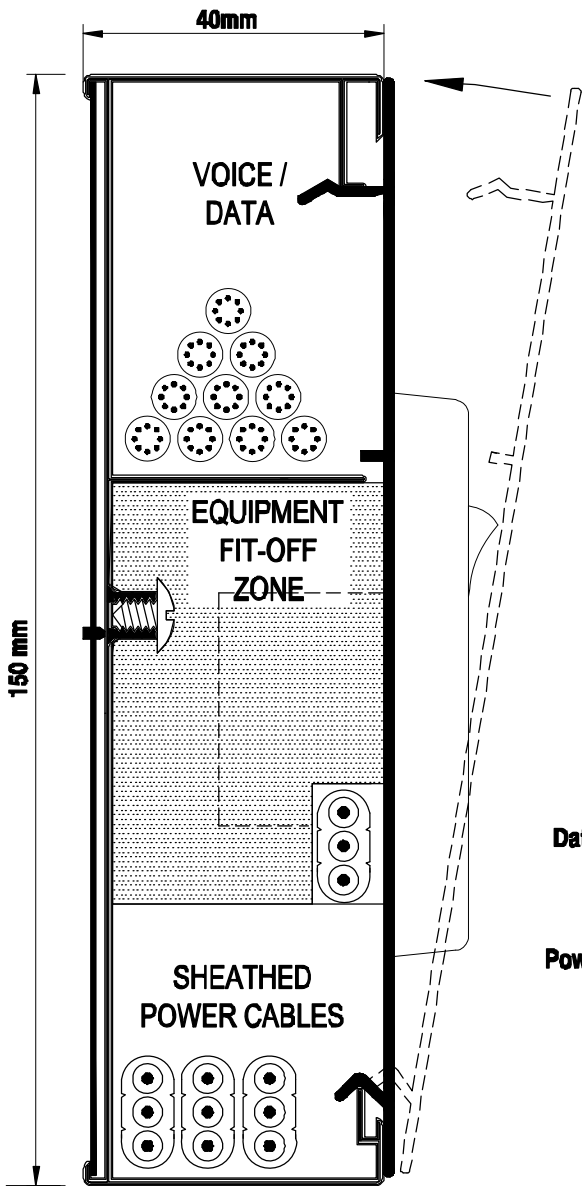
-Suitable for Category 6 data cabling.

-The ECD "Snap-fit" system eliminates the need to screw fix covers and can be mounted horizontally or vertically.

-The "Snap-fit" covers engage at the top edge of the duct, avoiding the problem of floor coverings obstructing the fitting or removal of the cover.

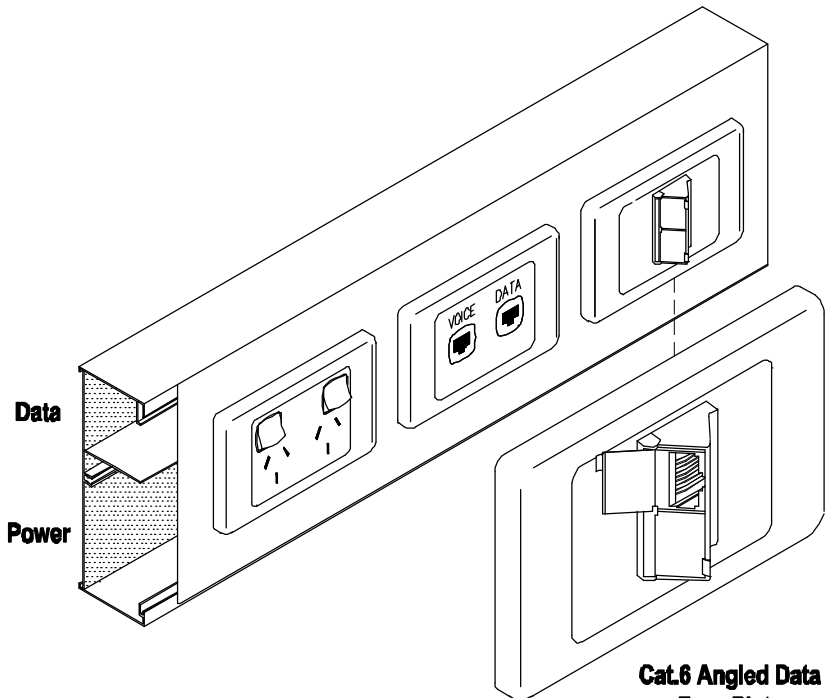
-Duct and covers are powder coat finished. Standard colours are Black, White, APO Grey and Stone Beige. Over 50 non-standard colours are available.

-This product has been examined in accordance with AS 3000 and conforms to A.C.A requirements.



SECTION CML 150/40

"Easy as ECD"



Cat.6 Angled Data Face Plate
"Open Position"
(Part No. VDCAT 6)



ESTABLISHED 1979

Electric Cable Duct Systems P/L

8 Clarice Road, Box Hill South, Victoria. 3128 Australia

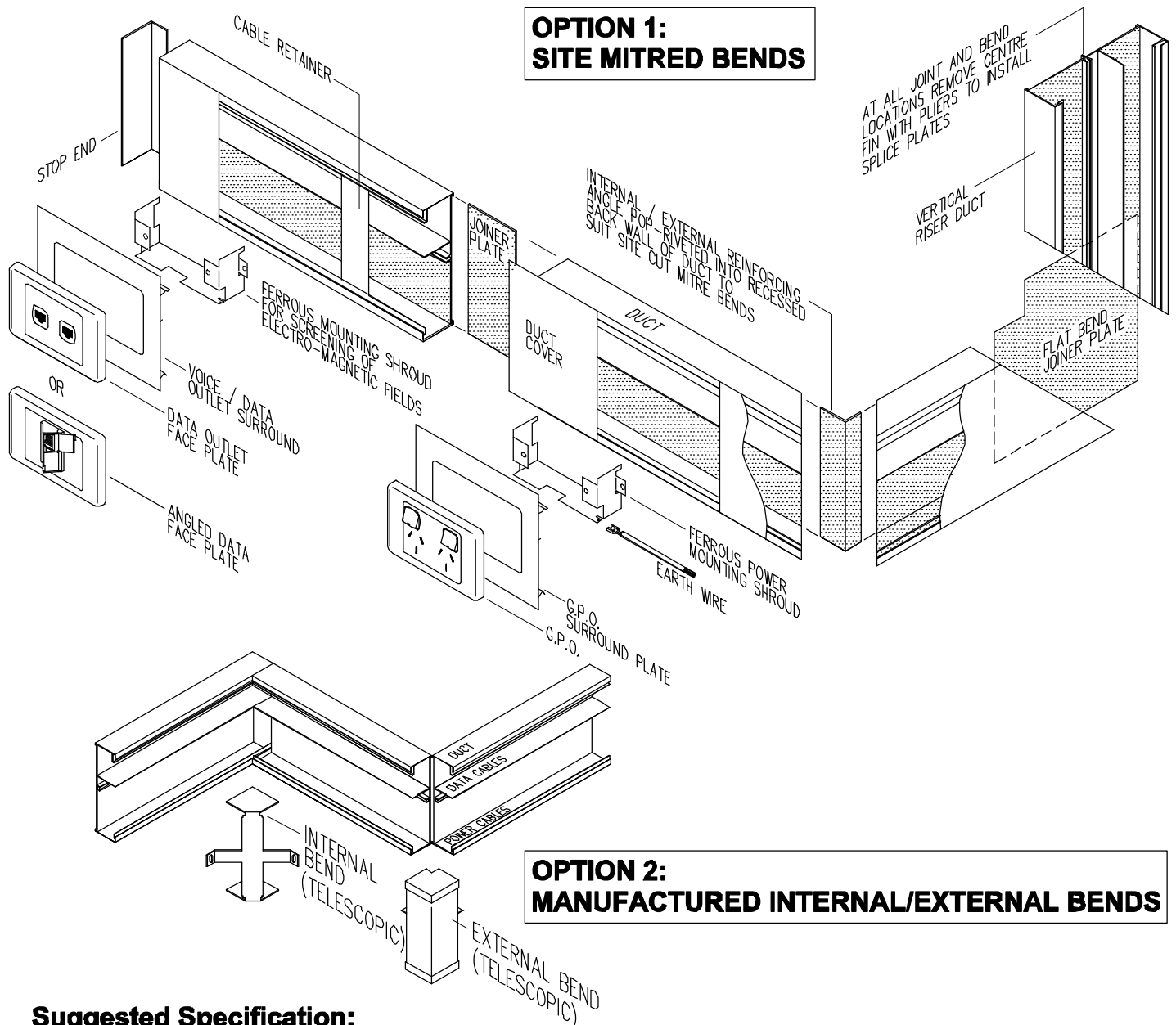
Ph. (03) 9890 6646

Fax. (03) 9899 5042

www.ecd.net.au

Copyright © 2007 Electric Cable Duct Systems Pty. Ltd. ABN 80005544105

ECD ECD ECD ECD ECD ECD



**OPTION 1:
SITE MITRED BENDS**

**OPTION 2:
MANUFACTURED INTERNAL/EXTERNAL BENDS**

Suggested Specification:

- The contractor shall allow to supply and install "Electric Cable Duct Systems P/L " CML 150/40 "Centre Mount" skirting duct with "Snap-Fit" extruded aluminium cover (150x40mm) surface mounted or as otherwise nominated and described below.
- The system will reflect the integrated voice/data cabling requirements of Category 5 & 6 and have ferrous mounting shrouds for both power and voice/data outlets. Outlets shall be standard size Clipsal, HPM or PDL Type.
- The body of the duct shall be extruded aluminium pre-treated and powder coated to a standard colour (White, APO Grey, Stone, Beige or Black) or as nominated by the architect. The duct cover shall be extruded aluminium pre-treated, powder coated to match.
- The system shall be earthed in accordance with AS3000 wiring rules and conform to A.C.A requirements.
- Bends shall be site mitred to fine tolerances with concealed reinforcing angles riveted in position or alternatively manufactured internal/external bends. Adjacent lengths of duct body shall be splice joined with slide in joiner plates. Slide in stop ends shall be fitted where necessary.
- Installation shall be performed by experienced duct installers, generally as described on E.C.D "Recommended Installation Procedure" leaflet.

Parts List

Description	Part No.	Colour
Duct Body - 3m lengths	CML 150/40	Nominate Colour
Duct Cover - 3m lengths	CML 150 C	Nominate Colour
GPO Mounting Kit only (No GPO)	CML 150/40 K	Nominate Colour
Voice/Data Mounting Kit only (No bakelite supplied)	CML 150/40 VDK	Nominate Colour
Internal Bend	CML 150/40 IB	Nominate Colour
External Bend	CML 150/40 EB	Nominate Colour
Reinforcing Angle (Site mitred bends)	CML 150 RA	N/A
Stop End	CML 150/40 SE	Nominate Colour
Flat Bend Plate	CML 150 FB	N/A
Riser to Skirting Tee	CML 150/40 RT	Nominate Colour
Angled Data Face Plate	VDCAT 6	Nominate Colour