

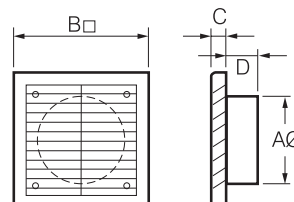
## PFL External Grille (Fixed Louvre)




Made from impact resistant UV-stabilised PVC and can be used for supply or exhaust air applications. Flywire mesh included with single units (PK). Must be ordered separately for Bulk Packs (See below).

| Part Number (Single Unit Only) | Part Number For Bulk Pack | No. of Grilles in Bulk Pack | Duct Diameter AØ | B□  | C  | D  |
|--------------------------------|---------------------------|-----------------------------|------------------|-----|----|----|
| PFL100PK                       | PFL100                    | 20                          | 100              | 155 | 15 | 28 |
| PFL125PK                       | PFL125                    | 10                          | 125              | 160 | 12 | 24 |
| PFL150PK                       | PFL150                    | 10                          | 150              | 175 | 15 | 34 |
| PFL200PK                       | PFL200                    | 15                          | 200              | 285 | 25 | 50 |

Dimensions in mm



## Flywire Mesh (For PFL Grille Bulk Pack)



| Part Number    | Number of Pieces in Bulk Pack | Suit PFL Grille | A□  |
|----------------|-------------------------------|-----------------|-----|
| FLYWIRE100BULK | 20                            | PFL100PK        | 120 |
| FLYWIRE125BULK | 10                            | PFL125PK        | 130 |
| FLYWIRE150BULK | 10                            | PFL150PK        | 160 |
| FLYWIRE200BULK | 15                            | PFL200PK        | 240 |

Dimensions in mm

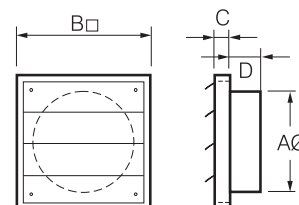
## PGL External Grille (Gravity Louvre)



Made from impact resistant UV-stabilised PVC and includes shutters that open when the fan is running and close when it is off.

| Part Number (Single unit only) | Part Number (For Bulk Pack) | Number of Grilles in Bulk Pack | Duct Diameter AØ | Dimensions |    |    |
|--------------------------------|-----------------------------|--------------------------------|------------------|------------|----|----|
|                                |                             |                                |                  | B□         | C  | D  |
| PGL100PK                       | PGL100                      | 20                             | 100              | 140        | 15 | 34 |
| PGL125PK                       | PGL125                      | 10                             | 125              | 160        | 12 | 24 |
| PGL150PK                       | PGL150                      | 10                             | 150              | 175        | 15 | 34 |

Dimensions in mm

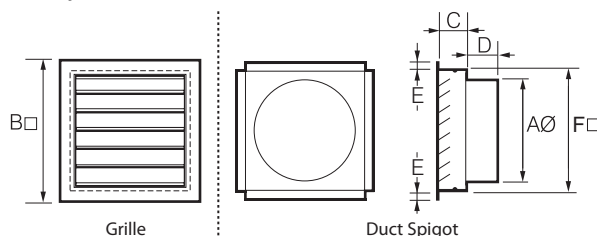


## Aluminium External Grille (Fixed Louvre)

Comes with a galvanised steel spigot that fits inside the wall cavity, leaving the front face to finish flush to the wall. Its rigidly-fixed horizontal blades are designed to reduce the possibility of rainwater entry.

### Features

- Vermin proof mesh is fitted to minimise the entry of debris.
- Front louvre manufactured from durable extruded aluminium with a natural anodised finish.



| Part Number | Duct Diameter, AØ | B □ | C  | D  | E  | F □ |
|-------------|-------------------|-----|----|----|----|-----|
| ELDA200     | 200               | 297 | 60 | 95 | 20 | 250 |
| ELDA250     | 250               | 345 | 60 | 95 | 25 | 300 |

Dimensions in mm.

Note: This grille is not available in bulk pack.