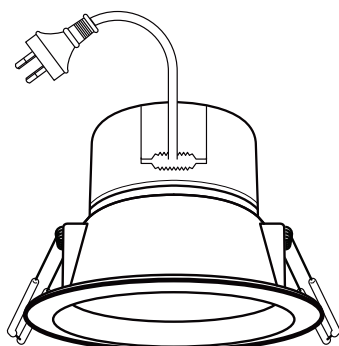




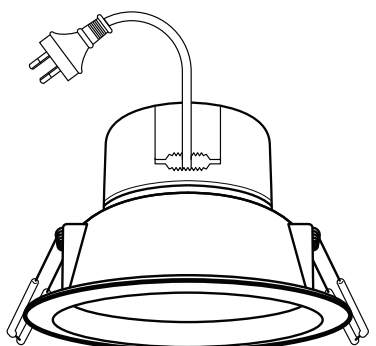
# LED Downlights

## Instruction Manual

Cat. DLI90TRIWE, DLI110TRIWE



DLI90TRIWE



DLI110TRIWE



Class II construction



Dimmable



IC-4 Insulation Rating

## 1 Specifications

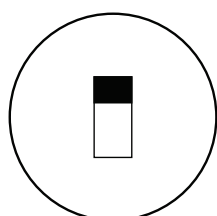
Cat No	DLI90TRIWE	DLI110TRIWE
Supply Voltage	230-240V a.c 50Hz	
Input Power	7W	
Power Output	6W	
Lumens Output	690lm (Warm), 740lm (Cool), 680lm (Natural)	
Colour Temperature (Nominal)	3000K (Warm), 4000K (Cool), 5000K (Natural)	
Colour Rendering Index (CRI)	80+	
IP Rating	IP44	
Ceiling Depth	72mm	
Length of Power Cord	1m	
Lifespan (in open air at 25°C)	35,000h	
Beam Angle	90°	95°
Ceiling Cutout Size	Ø90mm	Ø110mm
Fascia Diameter	110mm	138mm

## 2 Installation

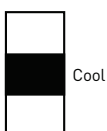
1. Cut out a hole in the ceiling. Refer to "Ceiling Cutout Size" in the Specifications section for the cutout size.
2. Connect mains cable.
3. Fold back spring clips and insert into cutout.

## 3 Colour temperature select

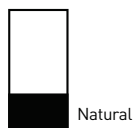
Set the selector switch in the desired colour temperature



Warm



Cool



Natural

## 4 LED Downlight lamp life

35,000h Rated Average Lamp LED Life @ 25°C when installed with the default insulation insulation clearances specified by AS/NZS 3000-2007



20,000h Rated Average Lamp LED Life @ 25°C when installed with the thermal insulation abutting and covering the fixture in accordance with the IC-F rating specified in AS/NZS 60598.2.2



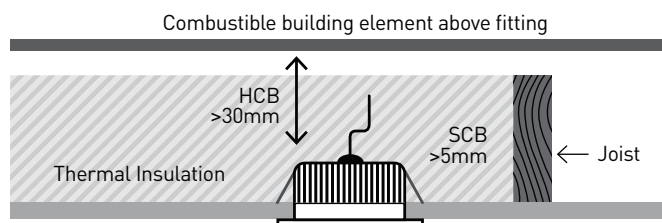
Note: This from of installation complies with the Wiring Rules AS/NZS 3000:2007 requirement for recessed downlights, clause 4.5.2.3.1 (i).

## 5 Insulation Rating

This series of downlights has achieved an IC-4 insulation rating in accordance with AS/NZS 60598.2.2.

A type IC-4 luminaire can be installed with building insulation material that can safely be exposed continuously to temperatures up to 90°C. Such insulation can cover and about the side of the luminaire.

Refer to the diagram shown on the right for clarification.



Note: Not Suitable for use with loose-fill insulation.

If installed in accordance with the IC-4 rating, insulation shall have a minimum temperature rating of 90°C.

### WARNING - RISK OF OVERHEATING OR FIRE IF THE CLEARANCE DISTANCES ARE COMPROMISED

Required clearance from structural members and building elements SCB = 5mm HCB = 30mm

**SCB - Side Clearance to Building element:** Minimum distance between the side of the recessed luminaire and any building element.

**HCB - Height Clearance to Building element:** Minimum distance between the top of the recessed luminaire and any building element above it.

## 6 Dimming

This series of downlights are dimmable with trailing edge dimmers only. We recommend the following dimmers only.

Cat No	DLI90TRIWE, DLI110TRIWE	
	DOWNLIGHTS QTY PER DIMMER	DIMMING RANGE
Legrand EM400A3P, AR400A3P	12 max	1% - 99%
Legrand EM400A2P	12 max	5% - 86%
Legrand EM400T, AR400T	12 max	4% - 99%
HPM 400T	12 max	4% - 99%
Legrand EM250T	8 max	5% - 99%
HPM 250T	8 max	5% - 99%
HPM 700T	21 max	11% - 99%
HPM1000T	30 max	13% - 100%

## Disclaimers

1. This product must be installed and used as per these instructions.
2. An IP rating of IP44 is generally considered suitable for external walls with supplementary protection such as overhanging eaves.
3. The IP rating of this product is only valid when installed on a flat and non-porous surface. Additional sealing may be required for irregular surfaces.
4. This product contains no serviceable parts and no attempt should be made to repair this product. If the product is faulty it should be discarded.
5. This product is not suitable for installation in hazardous and/or corrosive areas.
6. Electrical installations periodically receive transient over voltages. This product has been designed to minimise the effect of such voltages on connected equipment. It may not give full protection for extreme over-voltage transients such as those resulting from a close lightning strike.
7. This product utilises intellectual property in the form of registered designs, trademarks, and/or patents. Such intellectual property remains the property of HPM Legrand in all cases.
8. This product has been designed to operate in ambient temperatures: -10°C to 45°C.
9. The material in this product may vary in colour from batch to batch. Colour matching from one batch to another cannot be guaranteed.
10. HPM Legrand reserves the right to modify the specification of this product at any time.

### Warranty

HPM Legrand warrants this product for a period of 3 years from the date of purchase.

These goods come with guarantees that cannot be excluded under the Australian and New Zealand Consumer Laws. You are entitled to a replacement or a refund for a major failure and for compensation for any other reasonably foreseeable loss or damage. You are also entitled to have the goods repaired if the goods fail to be of acceptable quality and the failure does not amount to a major failure.

See the Warranty card enclosed with this product for further details.

### Customer Service

For all Customer Service and Technical Support please call Monday to Friday during business hours.

HPM Legrand Australia  
1300 369 777  
www.hpm.com.au

HPM Legrand New Zealand  
0800 476 009  
www.hpm.co.nz

ABN: 31 000 102 661

A Group brand | legrand