

# VISTA20/40W12-TRI-EM

## QUICK FACTS


Input power	<b>20W/40W</b>
Power Factor	<b>≥0.9</b>
IP Rating	<b>20</b>
Dimming	<b>Optional (Universal)</b>
CCT	<b>4000K / 4700K / 5700K</b>
Lumen output 20W	<b>2398lm / 2506lm / 2425lm</b>
40W	<b>4543lm / 4877lm / 4469lm</b>
CRI	<b>&gt;80</b>
Beam Angle	<b>120°</b>
Fascia Colour	<b>White</b>
Installation	<b>S.M/ SUSP</b>
Warranty	<b>5 years</b>

## PRODUCT SPECIFICATIONS

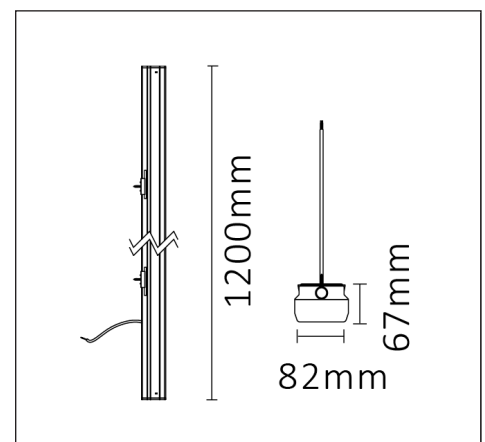
Supply Voltage	<b>240-265V</b>
Supply Frequency	<b>50-60Hz</b>
Cable	<b>N/A</b>
Body	<b>Aluminium</b>
Diffuser	<b>PC</b>
Driver	<b>Integral</b>
Weight	<b>G.W : 2.5kgs</b>
	<b>N.W : 2kgs</b>
Ambient Temp	<b>0°C - 50°C</b>
Avg. lifetime	<b>≥50,000 hrs@ ta 25°C</b>

Option:  
Sensor, Emergency, Wire  
Guard

PHOTO



DIMENSIONS



Subject to change without notice, errors and omission excepted. Always make sure to use the most recent release.

# VISTA20/40W12-TRI-EM

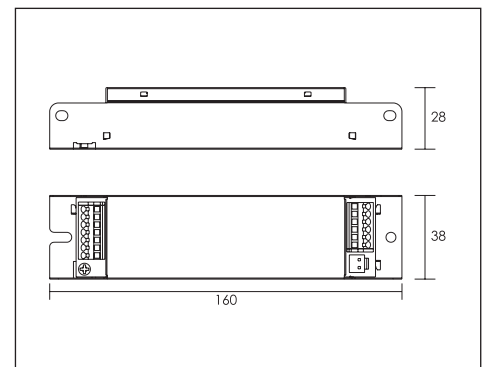
## EMERGENCY PACK SPECIFICATIONS

Max Battery Temperature	70°C
Emergency Classification	C0-180° D50
	C90-270° D25

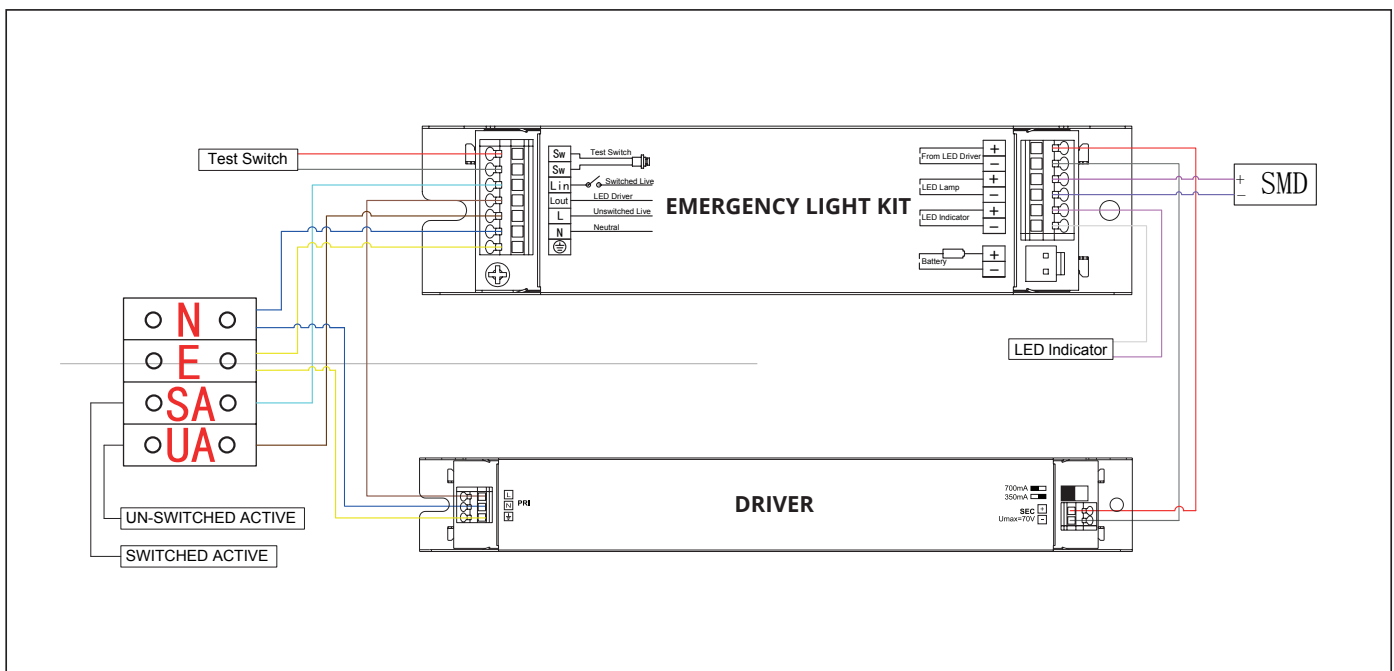
PHOTO



DIMENSIONS



WIRING DIAGRAM



Subject to change without notice, errors and omission excepted. Always make sure to use the most recent release.