



Representative Photo Only
(actual product may vary based on configuration selections)

CURRENT TRANSFORMER 80/1A 27MM

- Available in a broad range of primary currents 40. . . 6000A
- 5A or 1A secondary
- Cable or Busbar type
- Split or solid core
- High accuracy Class 0.5M

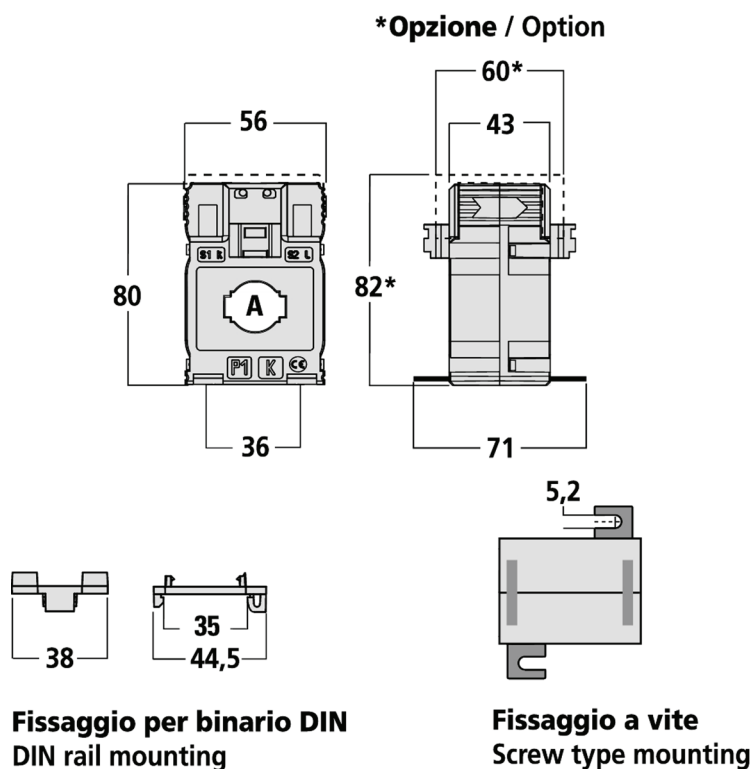
SPECIFICATIONS

Component Type Metering	Current Transformer
I _{pn} , Primary Current, Rated	80
I _{sn} , Secondary Current, Rated	1
Accuracy Class	1 3
Burden, Accuracy Class 1	2.5
Burden, Accuracy Class 3	3.5
Rated frequency	50
Operational Frequency, Min	47
Operational Frequency, Max	63
U _m , System Voltage, Max (rms)	0.72
Insulation Class	B
U _i , Rated Insulation Voltage	3000
Rated Insulation Time, Max	60
Details, Insulation	Dry transformer, air insulation
I _{th} , Thermal Current, Short Time, 1s	4.8
I _{cth} , Thermal Current, Continuous	0.08
I _{dyn} , Current, Dynamic	12
Security Factor	<=5
Power Dissipation, Max	7
Busbar / Cable Temperature, Max	125
Material, body / housing	PC (Polycarbonate)
IP rating, body / housing	IP40
IP Rating, Terminals	IP20
Height	36
Width	71
Depth	80

Weight	0.26
Operating temperature, min	-25
Operating temperature, max	50
Continuous Temperature, Max	30
Storage temperature, min	-40
Storage temperature, max	85
Relative humidity, max	85
Humidity type	Short-Term Condensation
Standards Compliance	EN 61869-1 EN 61869-2 IEC 61869-1 IEC 61869-2

REFERENCES

IECEx Certificate	-
Supplier Declaration of Conformity:	-
Installation Guide:	-
User Manual:	-
Manufacturer Datasheet:	TA327801A_ManufacturerDatasheet
Manufacturer Catalogue & Product Selection:	-

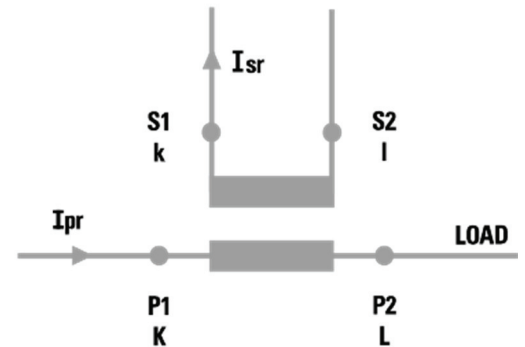


Dimension Diagram

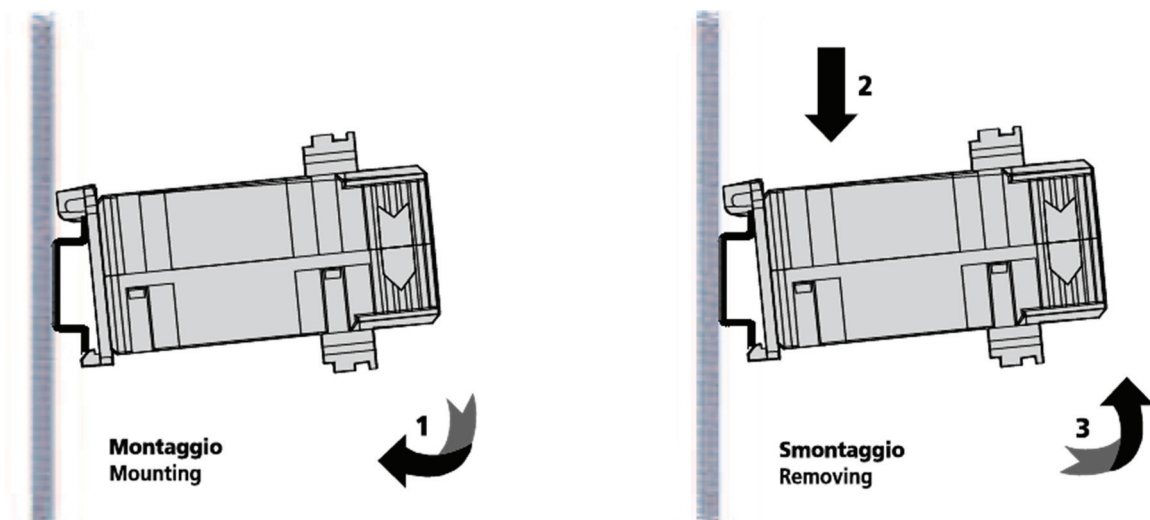
Catalogue No: **TA327801A**

CURRENT TRANSFORMER 80/1A 27MM

Energy Management and Building Automation > Energy Management and Metering > Transducers and Transformers > IME Transformers > Cable type Current Transformers > TA327



Connection / Wiring Diagram



Technical Diagram