



Representative Photo Only
(actual product may vary based on configuration selections)

CURRENT TRANSFORMER 500/5A

- Available in a broad range of primary currents 40. . . 6000A
- 5A or 1A secondary
- Cable or Busbar type
- Split or solid core
- High accuracy Class 0.5M

SPECIFICATIONS

Component Type Metering	Current Transformer
I _{pn} , Primary Current, Rated	500
I _{sn} , Secondary Current, Rated	5
Accuracy Class	0.5 1
Burden, Accuracy Class 0.5	8
Burden, Accuracy Class 1	10
Rated frequency	50
Operational Frequency, Min	47
Operational Frequency, Max	63
U _m , System Voltage, Max (rms)	0.72
Insulation Class	B
U _i , Rated Insulation Voltage	3000
Rated Insulation Time, Max	60
Details, Insulation	Dry transformer, air insulation
I _{th} , Thermal Current, Short Time, 1s	30
I _{dyn} , Current, Dynamic	75
Security Factor	<=5
Power Dissipation, Max	20
Busbar / Cable Temperature, Max	125
Tightening Torque, Busbar, Max	0.2
Mounting	Busbar Mount
Height, Window	65
Width, Window	32
Material, body / housing	PC (Polycarbonate)
IP rating, body / housing	IP40
IP Rating, Terminals	IP00

Catalogue No: **TAS65 500/5A**

CURRENT TRANSFORMER 500/5A

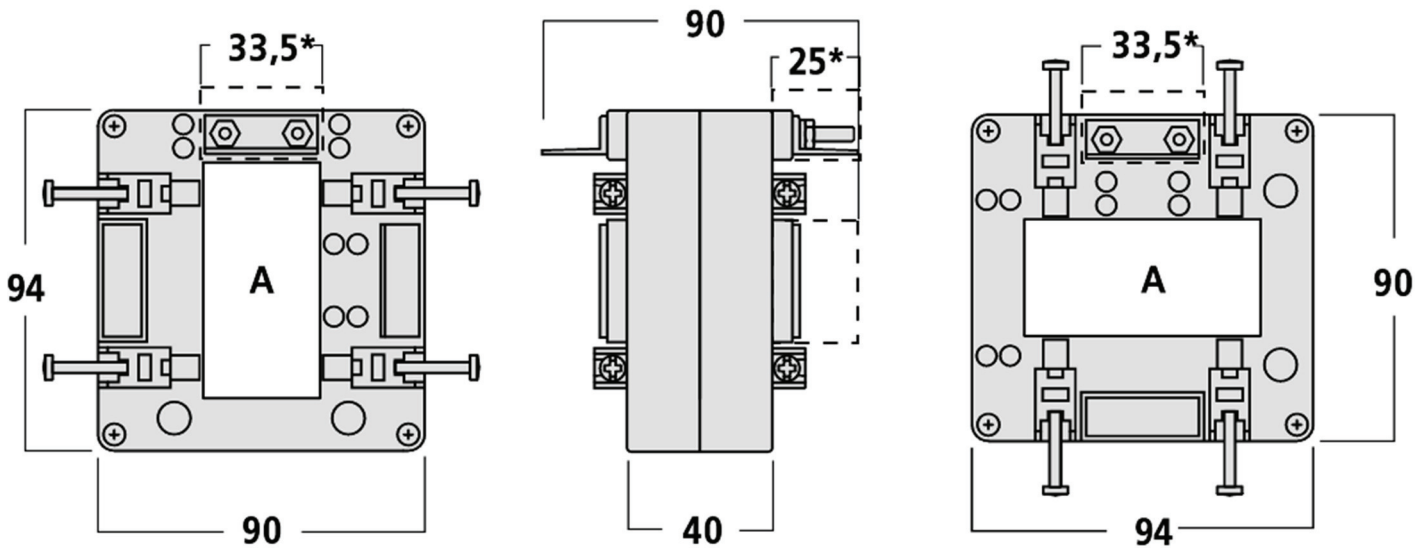
Energy Management and Building Automation > Energy Management and Metering > Transducers and Transformers > IME Transformers > Busbar type Current Transformers > TAS65



Details, IP Rating	IP20 (with sealable terminal cover)
Height	90
Width	40
Depth	94
Weight	0.75
Operating temperature, min	-25
Operating temperature, max	50
Continuous Temperature, Max	30
Storage temperature, min	-40
Storage temperature, max	85
Relative humidity, max	85
Humidity type	Short-Term Condensation
Standards Compliance	EN 60044-1 IEC 60044-1

REFERENCES

IECEX Certificate	-
Supplier Declaration of Conformity:	-
Installation Guide:	-
User Manual:	-
Manufacturer Datasheet:	TAS655005A_ManufacturerDatasheet
Manufacturer Catalogue & Product Selection:	-



***Opzione/Option**

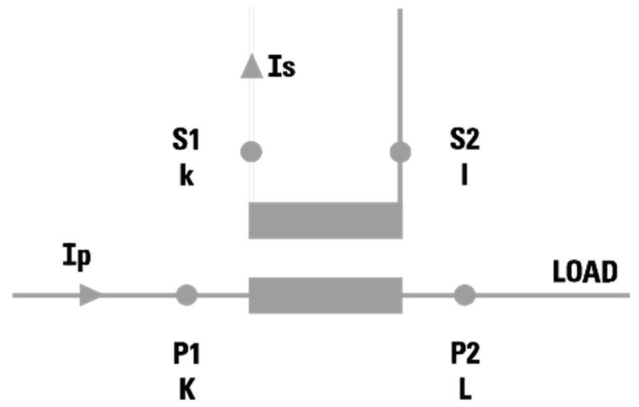
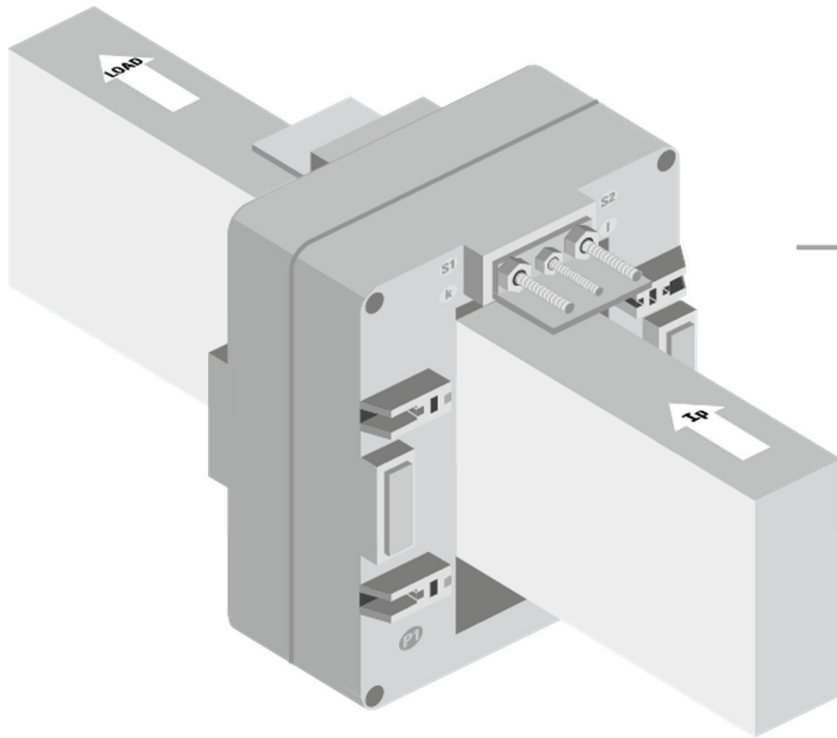
Catalogue No: **TAS65 500/5A**

CURRENT TRANSFORMER 500/5A

Energy Management and Building Automation > Energy Management and Metering > Transducers and Transformers > IME Transformers > Busbar type Current Transformers > TAS65



Dimension Diagram



Connection / Wiring Diagram