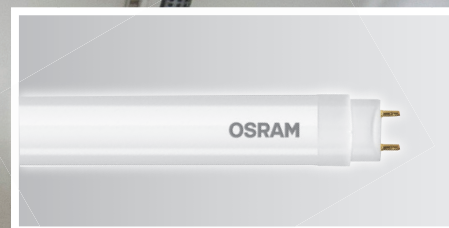




**LEDVANCE**

LEDVANCE.COM.AU



Light is performance

## LED SubstiTUBE® and LED STAR+ Motion Sensor


Direct retrofit T8 glass tubes, SubstiTUBE® Advanced, Value and LED Star+ Motion Sensor

- Made from glass, T8 lamps with G13 base
- Direct retrofit replacement lamps with starter included
- Up to 50,000 hours (Advanced) and 30,000 hours (Value and LED STAR+ Motion Sensor)
- 50% energy saving compared to traditional T8
- Advanced and LED STAR+ Motion Sensor available in 4000K & 6500K
- Value available in 3000K, 4000K & 6500K
- Uniform, robust and durable
- Instant light without flickering



# LED SubstiTUBE® and LED STAR+ Motion Sensor

Introducing the new generation of OSRAM SubstiTUBE® LED lamps – the SubstiTUBE® Advanced boasts high performance with efficacy up to 137.5lm/W and the SubstiTUBE® Value offers excellent price to performance ratio. The new innovative LED Star+ Motion Sensor tube has a built-in microwave sensor which automatically dims the light level down to 30% if no motion is detected after 30 seconds for energy savings >85% compared with conventional fluorescent tubes.



Product name

EAN

W

lm

K

t<sub>[h]</sub>


## LED T8 SubstiTUBE® Advanced 240V - Non Dimmable

ST8A-0.6M 9W/840 EM	4058075049222	9	1000	4000	50,000	25
ST8A-0.6M 9W/865 EM	4058075049208	9	1000	6500	50,000	25
ST8A-1.2M 16W/840 HE	4058075049307	16	2200	4000	50,000	25
ST8A-1.2M 16W/865 HE	4058075049284	16	2200	6500	50,000	25
ST8A-1.5M 21W/840 EM	4058075049260	21	2400	4000	50,000	25
ST8A-1.5M 21W/865 EM	4058075049246	21	2400	6500	50,000	25



## LED T8 SubstiTUBE® Value 240V - Non Dimmable

ST8V-0.6M 8W/830 EM	4058075052048	8	900	3000	30,000	25
ST8V-0.6M 8W/840 EM	4058075052062	8	900	4000	30,000	25
ST8V-0.6M 8W/865 EM	4058075052086	8	900	6500	30,000	25
ST8V-1.2M 16W/830 EM	4058075052109	16	1800	3000	30,000	25
ST8V-1.2M 16W/840 EM	4058075052123	16	1800	4000	30,000	25
ST8V-1.2M 16W/865 EM	4058075052147	16	1800	6500	30,000	25
ST8V-1.5M 20W/830 EM	4058075052161	20	2400	3000	30,000	25
ST8V-1.5M 20W/840 EM	4058075052185	20	2400	4000	30,000	25
ST8V-1.5M 20W/865 EM	4058075052208	20	2400	6500	30,000	25



## LED STAR+ Motion Sensor Tube 240V - Step Dimming

ST8S-0.6M 8W/840 230V EM	4058075067011	8.0	800	4000	30,000	25
ST8S-0.6M 8W/865 230V EM	4058075055599	8.0	800	6500	30,000	25
ST8S-1.2M 16W/840 230V EM	4058075067035	16.0	1600	4000	30,000	25
ST8S-1.2M 16W/865 230V EM	4058075055612	16.0	1600	6500	30,000	25



### AREAS OF APPLICATION - general

- Carparks and supermarkets
- Conference rooms, auditoriums, libraries
- Factories and workshops
- Office and classrooms

### AREAS OF APPLICATION - sensor

- Car parks
- Corridors
- Warehouses
- Any transient locations where constant light is not necessary

# Product Performance Overview

The product performance overview compares the features of the latest SubstiTUBE® lamps and LED STAR+ Motion Sensor lamp with traditional fluorescent T8 lamps. The most notable features from the T8 traditional to the latest LED tubes are a much higher

lumen efficacy with longer lifetime resulting in lower maintenance and greater energy savings. The LED Star+ Motion Sensor further reduces energy consumption providing the ultimate cost reducing, energy saving solution.

	<b>SubstiTUBE® Advanced</b>	<b>SubstiTUBE® Value</b>	<b>LED Star+ Motion Sensor</b>
<b>Lifetime [h]</b>	50,000	30,000	30,000
<b>Lengths available</b>	0.6m, 1.2m, 1.5m	0.6m, 1.2m, 1.5m	0.6m, 1.2m
<b>Lumen output</b>	1000, 2200, 2400	900, 1800, 2400	800, 1600
<b>Efficacy [lm/W]</b>	111, 137, 114	112, 112, 120	100, 100
<b>Wattage</b>	9, 16, 21	8, 16, 20	8, 16
<b>Family model code</b>	ST8A	ST8V	ST8S
<b>Beam angle</b>	>160°	>120°	>160°
<b>Power factor</b>	>0.95	>0.5	>0.9
<b>Lux Level / lx at 1m, 2m and 3m</b>	336, 84, 37	272, 68, 30	367, 67, 30



**LEDVANCE**

LEDVANCE.COM.AU

**LEDVANCE PTY LTD**

Head Office  
Suite 2.1A 394 Lane Cove Road  
Macquarie Park NSW 2113  
Phone 1300 467 726

[www.ledvance.com.au](http://www.ledvance.com.au)

