

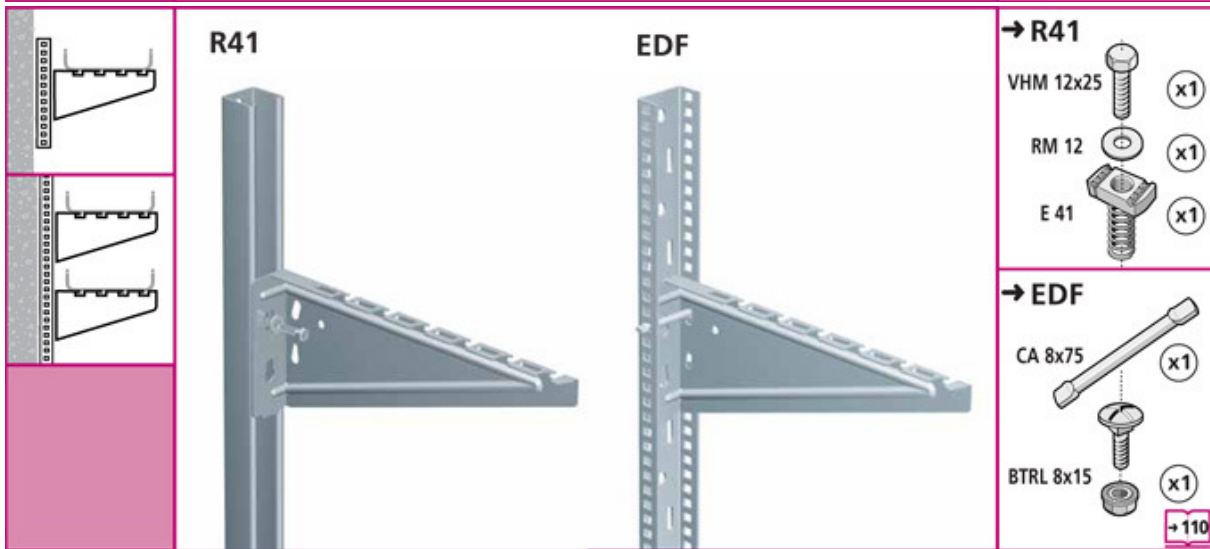
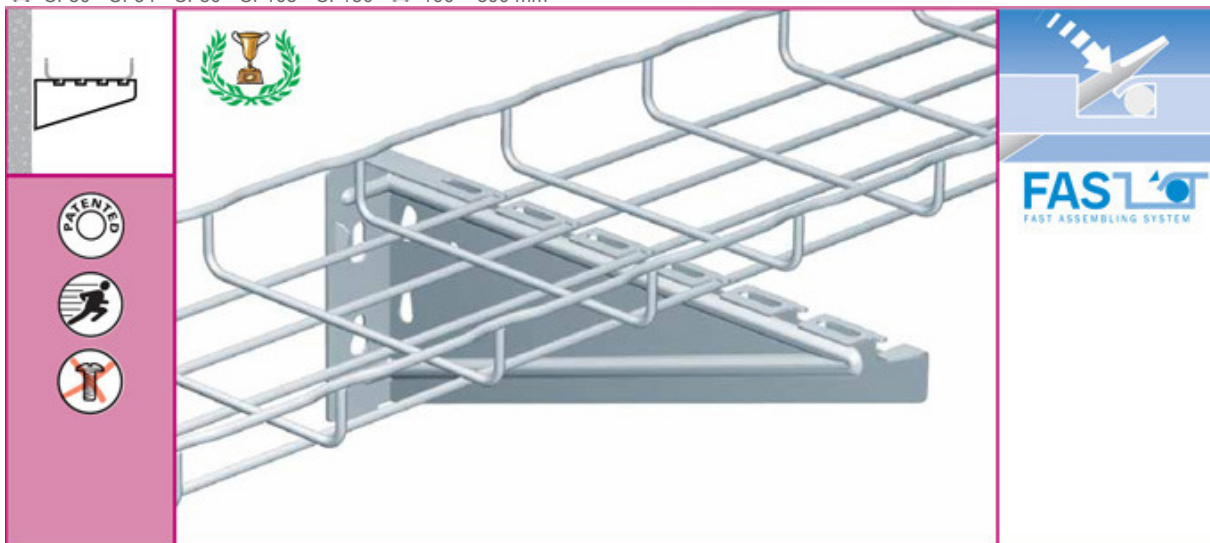
WALL BRACKETS
Medium duty fast systems


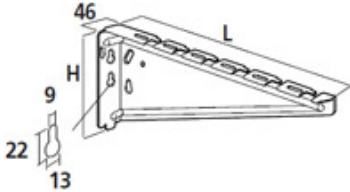
Print

Recommend this page


CU 50>300 

 CF30 - CF54 - CF80 - CF105 - CF150  100 > 300 mm



CU 50 → 300		L mm	H mm		GS	GC	304L	316L
	CU 50	107	85	30 - 65	557 400	557 403	-	557 404
	CU 100	157	85	30 - 45	557 410	557 413	-	557 414
	CU 150	207	124	70 - 135	557 420	557 423	-	557 424
	CU 200	257	139	80 - 110	557 430	557 433	-	557 434
	CU 300	357	139	80 - 120	557 440	557 443	-	557 444

EDF 300								
---------	--	--	--	--	--	--	--	--

EDF	R41	L mm	H mm		GS	GC	304L	316L
EDF 600		270	-	-	561 310	561 313	-	-
EDF 1000		600	-	-	557 610	557 413	-	-
EDF 2000		1000	-	-	561 090	561 093	-	-
EDF 3000		2000	-	-	561 010	561 013	561 018	561 014
		3000	-	-	561 020	561 023	-	-
R41S1000		1000	-	-	595 500	595 503	-	-
R41S2000		2000	-	-	595 510	595 513	-	-
R41S3000		3000	-	-	595 520	595 523	595 528	595 524
R41S6000		1000	-	-	595 530	595 533	-	-
		2000	-	-				
RE41S3000*		3000	-	-				
		6000	-	-				
		3000	-	-	595 540	595 543	-	-



Source URL: <http://www.cablofil.com.au/product/medium-duty-fast-systems/cu-50300>