

Catalogue No: **DSRCD-2-40-100-A**

RCCB DIN-SAFE 1P+N 40A 100mA TYPE A

Power Distribution and Protection > Circuit Breakers > Miniature Circuit Breakers and Earth Leakage Protection (RCDs and RCBOs) > DIN-Safe Residual Current Device > DIN-Safe Safety Switches (RCCBs) > DIN-Safe RCCB Type A



RCCB 40A 100MA 1PN 2 MOD (A)

- Complies with AS/NZS 61008 (RCCBs)
- DIN-SAFE RCCBs feature 10kA conditional short circuit rating
- 1P+N and 3P+N for single or three phase loads
- Type A, AI, F & B RCD options
- 30mA sensitivity featured as standard simplifying the selection for personnel protection applications
- 100mA, 300mA & 500mA sensitivity options
- Fast connection pin/fork busbar comb or busbar chassis
- Suits pole covers and loadcentre's
- Approval No NSW17482 or RCM

Representative Photo Only
(actual product may vary based on configuration selections)

SPECIFICATIONS

Component Type Power Distribution & Protection	RCD
RCD Type, AS/NZS 61008/61009	A
Tripping Time at $I_{\Delta n}$, Instantaneous	<40 ms
Tripping Time at $I_{\Delta n}$, Selective	>150 ms
I_n , Rated Current at 30°C	40 A @30°C
$I_{\Delta c}$, Rated Conditional Residual Short-Circuit Current	10 kA
$I_{\Delta n}$, Rated Leakage Current	100 mA
Poles	1P + N
Neutral Pole Protected	Yes
Number of Poles versus Modules	1
Rated Frequency	50 / 60 Hz Hz
U_n , Nominal Operational Voltage, AC	240 V AC
U_{bmin} , Service Voltage, AC, Min	117 V AC
U_{bmax} , Service Voltage, AC, Max	265 V AC
I_m , Rated Make/Break Capacity	500 A
$I_{\Delta m}$, Rated Residual Make/Break Capacity	500 A
I_{nc} , Rated Conditional Short Circuit Current	10 kA
$I_{\Delta c}$, Rated Conditional Residual Short-Circuit Current	10000 A
U_{imp} , Impulse Withstand Voltage, 1.2/50 μ s	8 kV, 1.2/50 μ s
Grid Distance (Safety Difference Between 2 Devices)	35 mm
Isolator Application, IEC 60947-2	Yes
U_i , Rated Insulation Voltage	440 V (rms)
U_i , Rated Insulation Voltage, Protection Degree 2	440
Insulation Resistance	1000 M Ω
Dielectric Strength	2500V
Electrical Service Life at U_n , I_n	10000 cycles
Mechanical service life	20000 cycles
Conductor Entry Position	Top / Bottom



DIN-T

NHP Electrical Engineering Products

1300 NHP NHP | nhp.com.au | 0800 NHP NHP | nhp-nz.com

DSRCD240100A Datasheet

18 July 2019, Page 422 of

Catalogue No: **DSRCD-2-40-100-A**

RCCB DIN-SAFE 1P+N 40A 100mA TYPE A

Power Distribution and Protection > Circuit Breakers > Miniature Circuit Breakers and Earth Leakage Protection (RCDs and RCBOs) > DIN-Safe Residual Current Device > DIN-Safe Safety Switches (RCCBs) > DIN-Safe RCCB Type A



IP Rating, Inside	IP40
IP Rating, Outside	IP20
Flammability Rating (UL94)	UL 94 V-2
Wire / Conductor Size, Rigid Cable, Top, Max	50 mm ² Top
Wire / Conductor Size, Rigid Cable, In, Min	1.5 mm ² In
Wire / Conductor Size, Flex Cable, Top, Max	35 mm ² Top
Wire / Conductor Size, Rigid Cable, Out, Min	1.5 mm ² Out
Wire / Conductor Size, Rigid Cable, Bottom, Max	50 mm ² Bottom
Wire / Conductor Size, Flex Cable, In, Min	1.5 mm ² In
Wire / Conductor Size, Flex Cable, Bottom, Max	35 mm ² Bottom
Wire / Conductor Size, Flex Cable, Out, Min	1.5 mm ² Out
Tightening Torque, Top, Nominal	5 Nm
Tightening Torque, Bottom, Nominal	5 Nm
Busbar System, Top	Fork Pin
Busbar System, Bottom	Fork Pin
Trip-Free Mechanism	Yes
Mounting	DIN-35 Rail Mount
Add-On Devices (side add-on)	Auxiliary Contacts PBS Tele L Tele M Tele U
Padlockable	Yes, Non-Captive only (Ordered Separately)
Sealable	Yes Y / N
Centre Trip Position	No Y / N
Height	86 mm
Width	36 mm
Depth	76 mm
Weight	0.25 kg
Package Quantity	6 qty
Approval(s)	N17482
Operating Temperature, Min	-25 °C min
Operating Temperature, Max	55 °C max
Storage Temperature, Min	-25 °C min
Storage Temperature, Max	70 °C max
Relative Humidity, Max	95 %RH
Shock Acceleration (Max.)	40 g
Shock Duration (Max.)	5 ms
Shock Rating	IEC 60077-16-3
Vibration Acceleration (Max.)	1.5 g
Vibration Frequency, Operational (Max.)	80 Hz
Vibration Duration (Max.)	30 min
Vibration Rating	IEC 60068-2-6
Standards Compliance	AS/NZS 61008 EN 61008-1 IEC 61008-1
Certifications	CE RCM

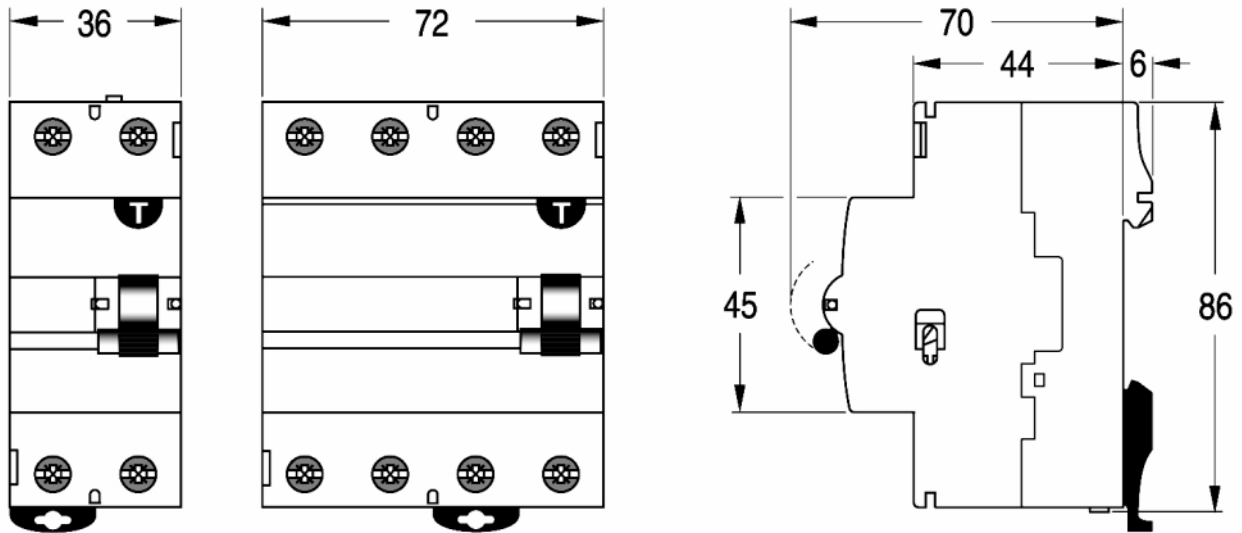
Catalogue No: **DSRCD-2-40-100-A**

RCCB DIN-SAFE 1P+N 40A 100mA TYPE A

Power Distribution and Protection > Circuit Breakers > Miniature Circuit Breakers and Earth Leakage Protection (RCDs and RCBOs) > DIN-Safe Residual Current Device > DIN-Safe Safety Switches (RCCBs) > DIN-Safe RCCB Type A



REFERENCES	
IECEX Certificate	-
Supplier Declaration of Conformity:	DSRCDxxxxxx_Supplier Declaration of Conformity (SDoC)
Installation Guide:	-
User Manual:	-
Manufacturer Datasheet:	-
Manufacturer Catalogue & Product Selection:	-



Dimension Diagram

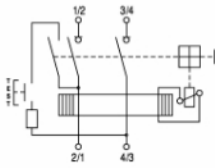
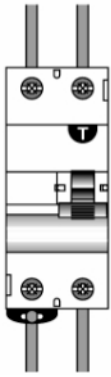
Catalogue No: **DSRCD-2-40-100-A**

RCCB DIN-SAFE 1P+N 40A 100mA TYPE A

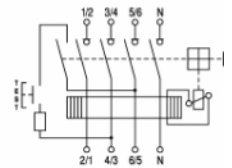
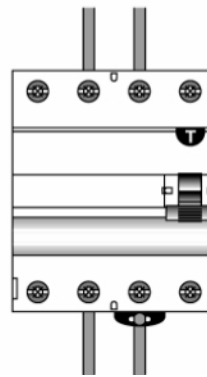
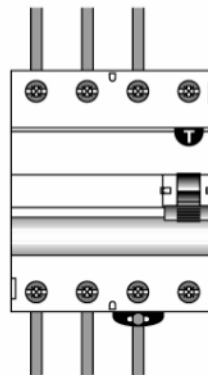
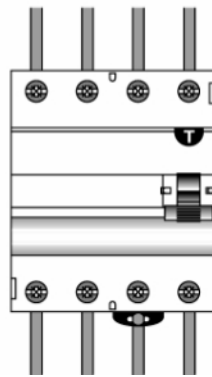
Power Distribution and Protection > Circuit Breakers > Miniature Circuit Breakers and Earth Leakage Protection (RCDs and RCBOs) > DIN-Safe Residual Current Device > DIN-Safe Safety Switches (RCCBs) > DIN-Safe RCCB Type A



RCCB 2 P
(127/230 V)



RCCB 4 P
4 P (240/415 V) 3 P (240/415 V) 2 P (240 V)



Connection / Wiring Diagram