

Power supply unit - QUINT-PS/ 1AC/24DC/20 - 2866776

Please be informed that the data shown in this PDF Document is generated from our Online Catalog. Please find the complete data in the user's documentation. Our General Terms of Use for Downloads are valid (<http://phoenixcontact.com/download>)



Primär getaktete Stromversorgung QUINT POWER zur Tragschienenmontage mit SFB (Selective Fuse Breaking) Technology, Eingang: 1-phasig, Ausgang: 24 V DC / 20 A

Product description

QUINT POWER Stromversorgungen mit höchster Funktionalität

Für die selektive und damit wirtschaftliche Absicherung von Anlagen löst QUINT POWER Leitungsschutzschalter mit 6-fachem Nennstrom magnetisch und damit schnell aus. Die hohe Anlagenverfügbarkeit wird zudem durch die präventive Funktionsüberwachung sichergestellt, die kritische Betriebszustände meldet, bevor Fehler auftreten.


Das zuverlässige Starten schwieriger Lasten erfolgt mittels der statischen Leistungsreserve POWER BOOST. Dank der einstellbaren Spannung sind alle Bereiche von 5 V DC ... 56 V DC abgedeckt.

Why buy this product

- ✓ For superior system availability
- ✓ Reliable starting of difficult loads with the static POWER BOOST power reserve with up to 1.5 times the nominal current permanently
- ✓ Fast tripping of standard circuit breakers with dynamic power reserve SFB (selective fuse breaking) technology with up to 6 times the nominal current for 12 ms
- ✓ Preventive function monitoring



Key commercial data

Packing unit	1 pc
GTIN	 4 046356 113557
Weight per Piece (excluding packing)	1539.0 g
Custom tariff number	85044030
Country of origin	Thailand

Technical data

Dimensions

Width	90 mm
Height	130 mm
Depth	125 mm
Width with alternative assembly	122 mm
Height with alternative assembly	130 mm

Power supply unit - QUINT-PS/ 1AC/24DC/20 - 2866776

Technical data

Dimensions

Depth with alternative assembly	93 mm
---------------------------------	-------

Ambient conditions

Degree of protection	IP20
Ambient temperature (operation)	-25 °C ... 70 °C (> 60°C derating, startup at -40°C type-tested)
Ambient temperature (storage/transport)	-40 °C ... 85 °C
Max. permissible relative humidity (operation)	≤ 95 % (at 25 °C, non-condensing)
Noise immunity	EN 61000-6-2:2005

Input data

Input voltage range	85 V AC ... 264 V AC
	90 V DC ... 350 V DC
Short-term input voltage	300 V AC
AC frequency range	45 Hz ... 65 Hz
Frequency range DC	0 Hz
Current consumption	5.1 A (120 V AC)
	2.3 A (230 V AC)
Inrush surge current	< 20 A (typical)
Power failure bypass	> 20 ms (120 V AC)
	> 20 ms (230 V AC)
Input fuse	12 A (slow-blow, internal)
Choice of suitable fuses	10 A ... 16 A (AC: Characteristics B, C, D, K)
Type of protection	Transient surge protection
Protective circuit/component	Varistor

Output data

Nominal output voltage	24 V DC ±1%
Setting range of the output voltage	18 V DC ... 29.5 V DC (> 24 V constant capacity)
Output current	20 A (-25°C ... 60°C, U _{OUT} = 24 V DC)
	26 A (with POWER BOOST, -25°C ... 40°C permanently, U _{OUT} = 24 V DC)
	120 A (SFB technology, 12 ms)
	26 A (U _{in} ≥ 100 V AC)
Derating	60 °C ... 70 °C (2.5%/K)
Connection in parallel	Yes, for redundancy and increased capacity
Connection in series	Yes
Control deviation	< 1 % (change in load, static 10 % ... 90 %)
	< 2 % (change in load, dynamic 10 % ... 90 %)
	< 0.1 % (change in input voltage ±10 %)
Residual ripple	< 30 mV _{PP} (with nominal values)
Maximum power dissipation NO-Load	8 W
Power loss nominal load max.	40 W

Power supply unit - QUINT-PS/ 1AC/24DC/20 - 2866776

Technical data

General

Net weight	1.7 kg
Efficiency	> 93 % (for 230 V AC and nominal values)
Insulation voltage input/output	4 kV AC (type test) 2 kV AC (routine test)
Protection class	I
MTBF (IEC 61709, SN 29500)	> 520000 h
Mounting position	horizontal DIN rail NS 35, EN 60715
Assembly instructions	Alignable: 5 mm horizontally, 15 mm next to active components, 50 mm vertically
Electromagnetic compatibility	Conformance with EMC Directive 2004/108/EC
Noise emission	EN 50081-2
Low Voltage Directive	Conformance with LV directive 2006/95/EC
Standard – Electrical equipment of machines	EN 60204
Standard - Electrical safety	IEC 60950-1/VDE 0805 (SELV)
Shipbuilding approval	Germanischer Lloyd (EMC 1, only with upstream filter), ABS, LR, RINA, NK, DNV, BV
Standard – Electronic equipment for use in electrical power installations and their assembly into electrical power installations	EN 50178/VDE 0160 (PELV)
Standard – Safety extra-low voltage	IEC 60950-1 (SELV) and EN 60204 (PELV)
Standard - Safe isolation	DIN VDE 0100-410 DIN VDE 0106-1010
Standard – Protection against electric shock	DIN 57100-410
Standard – Protection against shock currents, basic requirements for protective separation in electrical equipment	DIN VDE 0106-101
Standard – Limitation of mains harmonic currents	EN 61000-3-2
Standard - Equipment safety	GS (tested safety)
Standard - Approval for medical use	IEC 60601
Approval - requirement of the semiconductor industry with regard to mains voltage dips	SEMI F47-0706 Compliance Certificate
Information technology equipment - safety (CB scheme)	CB Scheme
UL approvals	UL Listed UL 508 UL/C-UL Recognized UL 60950 UL ANSI/ISA-12.12.01 Class I, Division 2, Groups A, B, C, D (Hazardous Location)
Surge voltage category	III

Connection data, input

Connection method	Screw connection
Conductor cross section solid min.	0.2 mm ²
Conductor cross section solid max.	6 mm ²
Conductor cross section stranded min.	0.2 mm ²
Conductor cross section stranded max.	4 mm ²
Conductor cross section AWG/kcmil min.	18

Power supply unit - QUINT-PS/ 1AC/24DC/20 - 2866776

Technical data

Connection data, input

Conductor cross section AWG/kcmil max	10
Stripping length	7 mm
Screw thread	M4

Connection data, output

Connection method	Screw connection
Conductor cross section solid min.	0.2 mm ²
Conductor cross section solid max.	6 mm ²
Conductor cross section stranded min.	0.2 mm ²
Conductor cross section stranded max.	4 mm ²
Conductor cross section AWG/kcmil min.	12
Conductor cross section AWG/kcmil max	10
Stripping length	7 mm

Signaling

Output name	DC OK active
Output description	$U_{OUT} > 0.9 \times U_N$: High signal
Maximum inrush current	20 mA (short-circuit resistant)
Continuous load current	≤ 20 mA
Status display	$U_{OUT} > 0.9 \times U_N$: "DC OK" LED green
Note on status display	$U_{OUT} < 0.9 \times U_N$: Flashing "DC OK" LED
	$I_{OUT} < I_N$: LED ON
Conductor cross section solid min.	0.2 mm ²
Conductor cross section solid max.	6 mm ²
Conductor cross section stranded min.	0.2 mm ²
Conductor cross section stranded max.	4 mm ²
Conductor cross section AWG/kcmil min.	18
Conductor cross section AWG/kcmil max	10
Tightening torque, min	0.5 Nm
Tightening torque max	0.6 Nm
Screw thread	M4
Output name	DC OK floating
Output description	Relay contact, $U_{OUT} > 0.9 \times U_N$: Contact closed
Maximum switching voltage	30 V AC/DC
	24 V DC
Maximum inrush current	≤ 0.5 A
	1 A
Continuous load current	≤ 1 A
Status display	$U_{OUT} > 0.9 \times U_N$: "DC OK" LED green
Note on status display	$U_{OUT} < 0.9 \times U_N$: Flashing "DC OK" LED
Output name	POWER BOOST, active

Power supply unit - QUINT-PS/ 1AC/24DC/20 - 2866776

Technical data

Signaling

Output description	$I_{OUT} < I_N$: High signal
Output voltage	+ 24 V DC
Maximum inrush current	20 mA (short-circuit resistant)
Continuous load current	≤ 20 mA
Status display	$I_{OUT} > I_N$: LED "BOOST" yellow

Classifications

eCl@ss

eCl@ss 4.0	27040702
eCl@ss 4.1	27040702
eCl@ss 5.0	27049002
eCl@ss 5.1	27049002
eCl@ss 6.0	27049002
eCl@ss 7.0	27049002
eCl@ss 8.0	27049002

ETIM

ETIM 2.0	EC001039
ETIM 3.0	EC001039
ETIM 4.0	EC000599
ETIM 5.0	EC002540

UNSPSC

UNSPSC 6.01	30211502
UNSPSC 7.0901	39121004
UNSPSC 11	39121004
UNSPSC 12.01	39121004
UNSPSC 13.2	39121004

Approvals

Approvals

Approvals

CSA / UL Recognized / UL Listed / cUL Recognized / GOST / LR / GL / BV / DNV / ABS / NK / RINA / BSH / IECCE CB Scheme / SEMI F47 / Bauartgeprüft / cULus Recognized

Ex Approvals

UL Listed / cUL Listed / cULus Listed


Power supply unit - QUINT-PS/ 1AC/24DC/20 - 2866776


Approvals


Approvals submitted

Approval details

CSA 

UL Recognized 

UL Listed 

cUL Recognized 

GOST 

LR

GL

BV

DNV

ABS

NK

RINA

BSH

Power supply unit - QUINT-PS/ 1AC/24DC/20 - 2866776

Approvals

IECEE CB Scheme

SEMI F47

Bauartgeprüft

cULus Recognized

Drawings

Block diagram

