


Q.MAXX BLK-G4+ SERIES



390 - 400 Wp | 108 Cells
20.8% Maximum Module Efficiency

MODEL Q.MAXX BLK-G4+



A reliable investment

Inclusive 25-year product warranty and 25-year linear performance warranty¹.



Enduring high performance

Long-term yield security with Anti LeTID Technology and Hot-Spot Protect.



The most thorough testing programme in the industry

Qcells is the first solar module manufacturer to pass the most comprehensive quality programme in the industry: The new "Quality Controlled PV" of the independent certification institute TÜV Rheinland.



More suitable size for residential installation

With its length less than 1700 mm, Q.MAXX BLK-G4+ provides with easier system designs and installations.



Breaking the 20% efficiency barrier

Q.ANTUM DUO Z technology with zero gap cell layout boosts module efficiency up to 20.8%.



Extreme weather rating

High-tech aluminium alloy frame, certified for high snow (8100 Pa) and wind loads (4000 Pa).



Innovative all-weather technology

Optimal yields, whatever the weather with excellent low-light and temperature behaviour.

¹ See data sheet on rear for further information.

The ideal solution for:



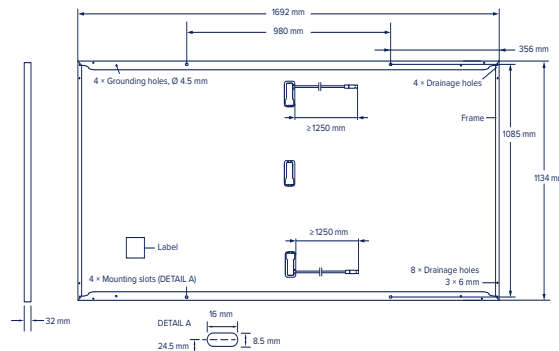
Rooftop arrays on
residential buildings



Q.MAXX BLK-G4+ SERIES

Mechanical Specification

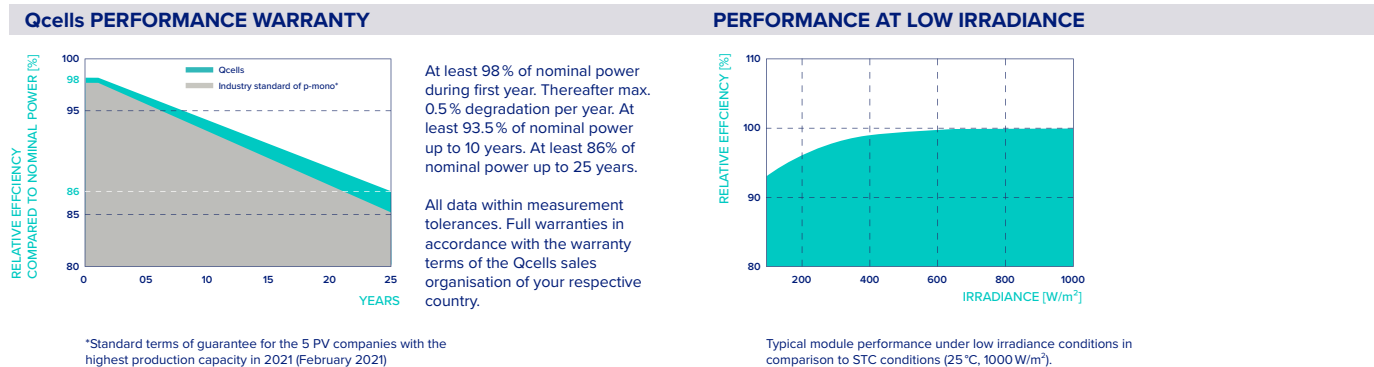
Format	1692 mm × 1134 mm × 32 mm (including frame)
Weight	20.9 kg
Front Cover	3.2 mm thermally pre-stressed glass with anti-reflection technology
Back Cover	Composite film
Frame	Black anodised aluminium
Cell	6 × 18 monocrystalline Q.ANTUM solar half cells
Junction box	53-101 mm × 32-60 mm × 15-18 mm Protection class IP67, with bypass diodes
Cable	4 mm ² Solar cable; (+) ≥1250 mm, (-) ≥1250 mm
Connector	Stäubli MC4, Hanwha Q CELLS HQC4; IP68



Electrical Characteristics

POWER CLASS				390	400
MINIMUM PERFORMANCE AT STANDARD TEST CONDITIONS, STC ¹ (POWER TOLERANCE +5 W/-5 W)					
Minimum	Power at MPP ¹	P _{MPP}	[W]	390	400
	Short Circuit Current ¹	I _{SC}	[A]	13.34	13.41
	Open Circuit Voltage ¹	V _{OC}	[V]	37.13	37.18
	Current at MPP	I _{MPP}	[A]	12.68	12.82
	Voltage at MPP	V _{MPP}	[V]	30.77	31.21
	Efficiency ¹	η	[%]	≥ 20.3	≥ 20.8
MINIMUM PERFORMANCE AT NORMAL OPERATING CONDITIONS, NMOT ²					
Minimum	Power at MPP	P _{MPP}	[W]	292.6	300.1
	Short Circuit Current	I _{SC}	[A]	10.75	10.81
	Open Circuit Voltage	V _{OC}	[V]	35.01	35.07
	Current at MPP	I _{MPP}	[A]	9.97	10.10
	Voltage at MPP	V _{MPP}	[V]	29.34	29.72

¹Measurement tolerances P_{MPP} ±3%; I_{SC}, V_{OC} ±5% at STC: 1000 W/m², 25 ±2 °C, AM 1.5 according to IEC 60904-3 • ²800 W/m², NMOT, spectrum AM 1.5



TEMPERATURE COEFFICIENTS							
Temperature Coefficient of I _{SC}	α	[%/K]	+0.04	Temperature Coefficient of V _{oc}	β	[%/K]	−0.27
Temperature Coefficient of P _{MPP}	γ	[%/K]	−0.34	Nominal Module Operating Temperature	NMOT	[°C]	43±3

Properties for System Design

Maximum System Voltage	V _{sys}	[V]	1000	PV module classification	Class II
Maximum Reverse Current	I _R	[A]	25	Fire Rating based on ANSI/UL 61730	C / TYPE 2
Max. Design Load, Push/Pull		[Pa]	5400 / 2660	Permitted Module Temperature on Continuous Duty	-40 °C - +85 °C
Max. Test Load, Push / Pull		[Pa]	8100 / 4000		

Qualifications and Certificates

Quality Controlled PV -
TÜV Rheinland;
IEC 61215:2016;
IEC 61730:2016.
This data sheet complies
with DIN EN 50380.



Made in China

Packaging Information



1734mm



1120mm



1270mm



727kg



30 pallets



26 pallets



33 modules



Qcells pursues minimizing paper output in consideration of the global environment.

Note: Installation instructions must be followed. Contact our technical service for further information on approved installation of this product.

Hanwha Q CELLS Australia Pty Ltd. Suite 1, Level 1, 15 Blue Street, North Sydney, NSW 2060, Australia | TEL +61 02 9016 3033 | EMAIL inquiry.aus@qcells.com | WEB www.qcells.com/au/

qcells