



PIXIE SMART SWITCH SWL600BTAM G3


SMART HOME - digital 600 watt Bluetooth Mesh Technology push button switch

Application

Smart lighting controls with Bluetooth Mesh connectivity for residential and commercial spaces

Design Specifications

- Easy two wire termination with fly lead termination, compliant to AS/NZS 60669.2.1 and designed with a typical wireless range of 15 metres, or further with the SAL USB signal booster.
- Digital push button control with three (3) complimentary key caps provided to suit most switch plates
- Operating the device with the SAL PIXIE app allows the user to set a scene, group devices, set a schedule, set a timer and more!
- Fully compatible with PIXIE PLUS, so with the inclusion of the SAL Gateway and the internet, you can control your PIXIE devices from anywhere in the world, or with compatible voice control devices.
- Overheating, overload and full short circuit protection, maximum load 600 watt, minimum load 9 watt*. For load type compatibility, including exhaust fans, please refer to installation instructions.
- SMART LED indicator, versatile design, fitting most branded switch plates, 1 - 6 gang configurations.



Technical Specification

Model No.	Power (W)	Input Voltage (V/AC)	Dim (mm)
SWL600BTAM	600	240	42(L) x 24(W) x 24(H)

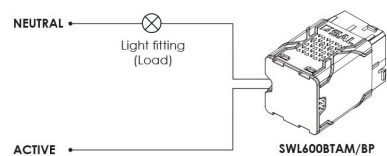
*Subject to product capability, this size load may require the inclusion of the LOAD capacitor included in the product carton

Due to continued product and technology enhancements, data sourced from sal.net.au shall not form part of any contract and or technical performance guarantee unless expressly confirmed in writing by SAL at the time of order. Products are sold in accordance with [SAL Terms and Conditions of sale](#) and all images shown are for illustration purposes only and may vary from the actual colour or finish. Unless specifically stated, all IP ratings nominated for Interior products are from "below the ceiling".

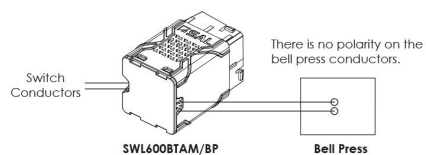
Dimensions

Wiring Diagram

SWL600BTAM/BP - Standard wiring diagram



SWL600BTAM/BP - Optional wiring diagram



THE SFI SYSTEM ELIMINATES LED FLICKERING.

**SIMPLY
MATCH THE
ECOGEN SFI
DOWNLIGHT
WITH THIS
SDD400SFI
DIMMER.**



**DIM with
FLICKER
CONTROL**

For related
products
please
scan me

