

Holder for 3 modules, plastic, Minimum order quantity 5 or a multiple thereof



Product brand name	SIRIUS ACT
Product designation	Holders
Product type designation	3SU1
Manufacturer's article number	
<ul style="list-style-type: none"> of the supplied holder 	3SU1500-0AA10-0AA0
Actuator	
Design of the operating mechanism	3-way without module
Number of contact modules	0
Holder	
Material of the holder	Plastic
Display	
Number of LED modules	0
General technical data	
Product function	
<ul style="list-style-type: none"> positive opening 	No
Product component	
<ul style="list-style-type: none"> diode lamp transformer 	No

<ul style="list-style-type: none"> • Light source • series resistor 	No
Insulation voltage	
<ul style="list-style-type: none"> • rated value 	500 V
Degree of pollution	3
Surge voltage resistance rated value	6 kV
Shock resistance	
<ul style="list-style-type: none"> • acc. to IEC 60068-2-27 • for railway applications acc. to DIN EN 61373 	Sinusoidal half-wave 50 g / 11 ms Category 1, Class B
Vibration resistance	
<ul style="list-style-type: none"> • acc. to IEC 60068-2-6 • for railway applications acc. to DIN EN 61373 	10 ... 500 Hz: 5g Category 1, Class B
Mechanical service life (switching cycles)	
<ul style="list-style-type: none"> • typical 	10
Reference code acc. to DIN EN 81346-2	U
Reference code acc. to DIN EN 61346-2	U

Auxiliary circuit

Number of NC contacts for auxiliary contacts	0
Number of NO contacts for auxiliary contacts	0

Connections/ Terminals

Tightening torque of the screws in the bracket	1 ... 1.2 N·m
---	---------------





Ambient conditions

Ambient temperature	
<ul style="list-style-type: none"> • during operation • during storage 	-25 ... +70 °C -40 ... +80 °C
Environmental category during operation acc. to IEC 60721	3M6, 3S2, 3B2, 3C3, 3K6 (with relative air humidity of 10 ... 95 %, no condensation in operation permitted)

Installation/ mounting/ dimensions

Mounting type	without
<ul style="list-style-type: none"> • of modules and accessories 	Front plate mounting
Height	40 mm
Width	30 mm
Shape of the installation opening	round
Installation width	30 mm
Installation depth	30.1 mm

Certificates/ approvals

General Product Approval			Declaration of Conformity	Test Certificates
 CSA	 UL		 EG-Konf.	Miscellaneous Type Test Certificates/Test Report

Marine / Shipping					other
 ABS	 LRS	 PRS	 RINA	 RMRS	Confirmation

Further information

Information- and Downloadcenter (Catalogs, Brochures,...)

<https://www.siemens.com/ic10>

Industry Mall (Online ordering system)

<https://mall.industry.siemens.com/mall/en/en/Catalog/product?mlfb=3SU1500-0AA10-0AA0>

Cax online generator


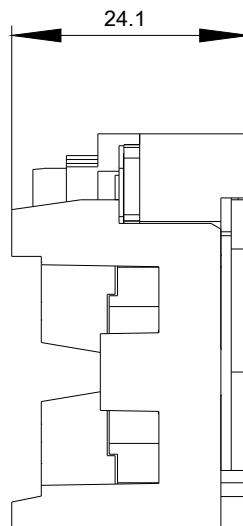
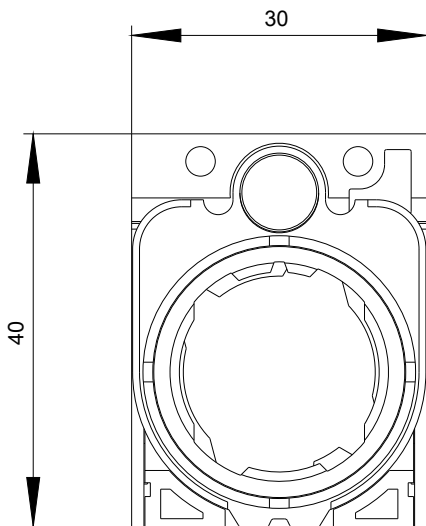
<http://support.automation.siemens.com/WW/CAXorder/default.aspx?lang=en&mlfb=3SU1500-0AA10-0AA0>

Service&Support (Manuals, Certificates, Characteristics, FAQs,...)

<https://support.industry.siemens.com/cs/ww/en/ps/3SU1500-0AA10-0AA0>

Image database (product images, 2D dimension drawings, 3D models, device circuit diagrams, EPLAN macros, ...)

http://www.automation.siemens.com/bilddb/cax_de.aspx?mlfb=3SU1500-0AA10-0AA0&lang=en



last modified:

05/06/2020