



Representative Photo Only
(actual product may vary based on configuration selections)

FUSE SWITCH SSF BS 4 POLE 630A EXTERNAL HANDLE KIT

- Switch Fuses are available in sizes ranging 20A to 1250A, in 3 or 4 poles, offering safe and reliable overcurrent protection
- Installable fuse link types are DIN, BS or semiconductor types to 690VAC for LV power distribution and motor control applications
- Fuse switches types: SSF Standard Fuse Switches or PFS Plug-in Fuse Switches suit a wide range of uses
- Accessories direct mount and extension handles, terminal covers, auxiliaries, and fuse monitors which allow application customisation
- Socomec SSF switch fuses are stocked for quick delivery

SPECIFICATIONS

Component Type Fuse-gear	Fuse Switches
Fuse Cartridge Size	C1-C2 size
Fuse Current Rating	630 A
Ue, Rated Operational Voltage, AC, min	400 V AC
Ue, Rated Operational Voltage, AC, max	690 V AC
Ue, Rated Operational Voltage, DC, min	220 V DC
Ue, Rated Operational Voltage, DC, max	440 V DC
Ie, Rated Operational Current, AC 21a, 400V AC	630 A
Ie, Rated Operational Current, AC 21a, 415V AC	630 A
Ie, Rated Operational Current, AC-21a, 690V	500 A @690V
Ie, Rated Operational Current, AC 22a, 400V AC	630 A
Ie, Rated Operational Current, AC 22a, 690V AC	500 A
Ie, Rated Operational Current, AC 23a, 400V AC	630 A
Ie, Rated Operational Current, AC 23a, 415V AC	630 A
Ie, Rated Operational Current, AC 23a, 690V AC	315 A
Ie, Rated Operational Current, DC 21a, 220V DC	315 A
Ie, Rated Operational Current, DC 21a, 440V DC	315 A
Ie, Rated Operational Current, DC 22a, 220V DC	315 A
Ie, Rated Operational Current, DC 22a, 440V DC	315 A
Ie, Rated Operational Current, DC 23a, 220V DC	400 A
Ie, Rated Operational Current, DC 23a, 440V DC	315 A
Current, Fuse-Protected Short-Circuit Capacity, 400V	70 kA
Icw, short time withstand current, 1s (rms)	80 kA for 1s
kW Rating, AC-23a, 400V, 3ph	355 kW
kW Rating, AC-23a, 690V, 3ph	295 kW
Poles	4P
Uimp, Impulse Withstand Voltage	12 kV

Catalogue No: **SSFBS6304P**

FUSE SWITCH SSF BS 4 POLE 630A EXTERNAL HANDLE KIT

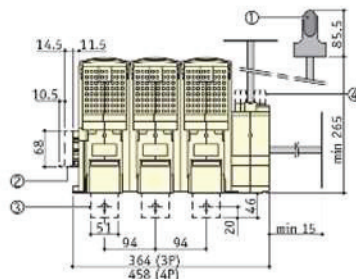
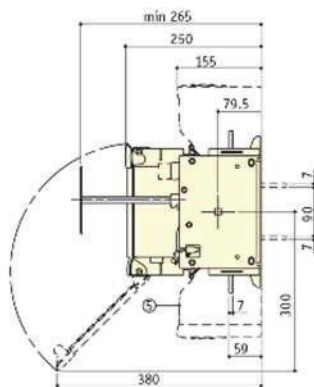
Power Distribution and Protection > Fuse Isolators and Fuse Gear > Fuse Switches > Socomec Fuse Switches (SSF and PSF Series) > SSF Standard Switch Fuses (20 to 1250A) > BS Fuse Types

NHP

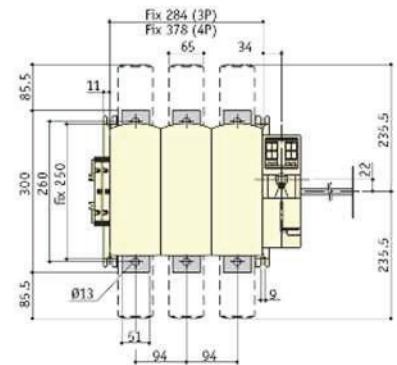
Ui, Rated Insulation Voltage	1000 V (rms)
Wire / Conductor Size, Flex Cable, Min	2 x 150 mm ²
Wire / Conductor Size, Flex Cable, Max	2 x 300 mm ²
Mechanical service life	8000 cycles
Height	250 mm
Width	458 mm
Depth	300 mm
Standards Compliance	IEC 60947-3 AS/NZS 60947-3

REFERENCES

IECEx Certificate	-
Supplier Declaration of Conformity:	-
Installation Guide:	-
User Manual:	-
Manufacturer Datasheet:	-
Manufacturer Catalogue & Product Selection:	-



- ① Direct operation.
- ① S type auxiliary contact N/O + N/C.
- ② Rear connection (option).



- ④ 1 to 8 pre-break auxiliary contact for signalling.
- ⑤ Terminal shrouds.

Dimension Diagram