

OS-483PAI HIGHBAY PRESENCE SENSOR

For indoor use only.
Flexible mounting direct onto Highbay or Junction Box.

- Powerful Relay and advance technology
 - 10m Height Mount to Lighting Fixtures
- Extra High and Wide Detection Range.

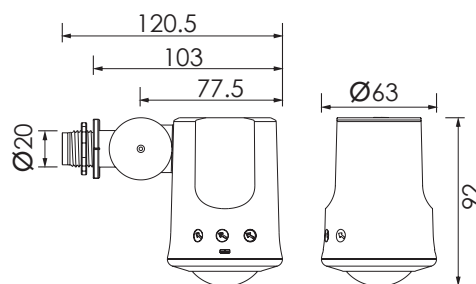
Specifications	OS-483PAI
Channel	1
Input Voltage	230 V ~ ±10% 50/60 Hz
Load Resistive:	8Amp
Inductive:	5Amp
Auto Off Time Adjustment	5 seconds ~ 30 minutes Test & 1s
Detection Range	16m diam. at a height of 10m
Lux	Adjustable from 10 Lux ~ ∞
Operating Temperature	0°C ~ +45°C
Detection Angle	360°
Environment Protection	IP44
Installation Type	Highbay or Junction Box Mounted
Optional Accessory	Part No:
Remote Control	IR-11



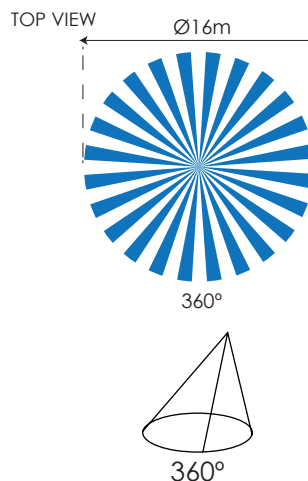
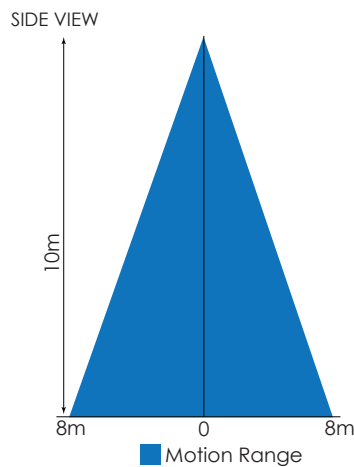
OPTIONAL
REMOTE CONTROL
(Sold Separately)



Scale Drawing



Detection Range



Wiring Diagram

Normal operation

