

## RITEWAY CABLE TRAY AND SUPATRAY

Unistrut Australia manufacture a range of Cable Trays in a variety of materials as detailed in the individual catalogue pages:

Riteway Cable Tray [12mm high square side]

ST3 Supatray [50mm high square side]

ST5 Supatray [75mm high square side]

The selection of a Cable Tray System for a particular application depends on FOUR main factors:

1. Environment conditions - the working environment of the Cable Tray System determines the choice of material used to manufacture the Cable Tray. Unistrut has the capability of manufacturing Cable Trays in several different materials to suit different environments as follows: Galvabond; Hot Dipped Galvanised to AS/NZS 4680; Aluminium; 316 Grade Stainless Steel (Riteway tray only).
2. Physical size and quantity of cables - smaller diameter cables do not require the same strength of support but they do not have any rigidity to support themselves and therefore require a more continuous support platform. A large quantity of smaller diameter cables would probably require a high sided cable tray in order to contain the sideways movement of the cables during laying.
3. Cable weight - The total maximum weight of the cables to be supported determines the choice of Tray Profile and Height in conjunction with the designated Support Span.
4. Support Span - The distance over which the Cable Tray has to support the nominated Total weight of cables determines the choice of tray Profile and Height.

### Other Riteway Cable Trays (made to order)

Unistrut has the capability to manufacture other Riteway Cable Tray profiles and perforation configuration to suit a variety of application and uses.

Cable tray can be manufactured up to a Maximum width of 750mm in Standard Riteway Profile (12mm Square Edge) as a one piece unit. Wider Cable Trays could be manufactured in multiple units but a more practical approach would be to install two or more standard width cable trays alongside each other to make up the desired width.

Cable tray can be manufactured up to a maximum length of 3 meters in increments of 50mm or even down to lengths of less than meter (again in increments of 50mm).

Cable tray can be manufactured with a variety of side heights (not necessarily two equal side heights and in increments of 25mm) providing that the sum of the side heights and width does not exceed 750mm and that the width equals or exceeds the side height.

### Riteway Tray

#### Features

12mm Square Edge. "Joggled" end on tray provides built in splice connection.

Punched slots accept 12.7mm wide cable tie.

#### Recommended joining hardware is:

M6 x 8 Gutter Bolt and M6 Flange Nut.

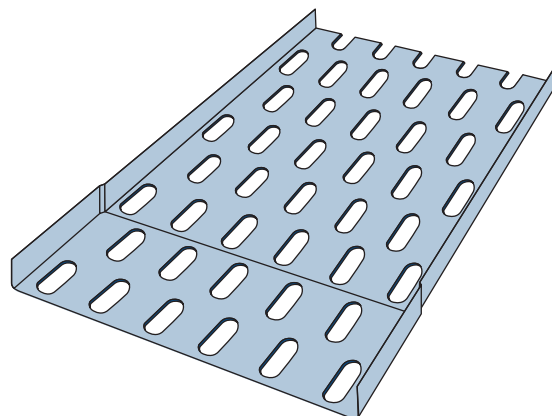
**Standard Length:** 2.4m

**Standard Finish:** Galvabond.

**Also available in:** Hot dipped galvanised, Aluminium, Powder coated, 304 & 316 Stainless Steel.

#### Nominated Standard Widths:

75, 100, 150, 200, 300, 450 and 600mm.

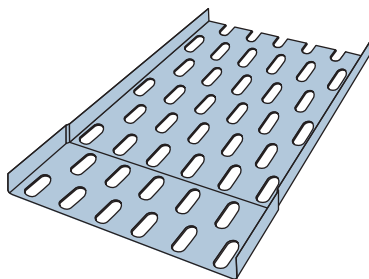


Load Data

Tray width (mm)	Span Metres				
	1.0	1.2	1.5	2.0	2.4
75	10.0	6.9	4.4	2.5	1.75
100	10.0	6.9	4.4	2.5	1.75
150	10.0	6.9	4.4	2.5	1.75
200	10.0	6.9	4.4	2.5	1.75
300	12.8	8.8	5.6	3.2	2.05
450	24.0	16.6	10.6	6.0	3.85
600	24.0	16.6	10.6	6.0	3.85

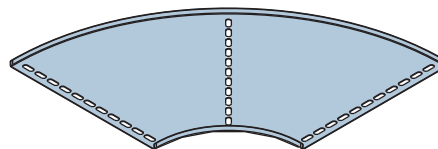
**Note:** Load Carrying Capacities (kg/m) of Standard Galvabond Riteway Tray.

## Riteway Tray



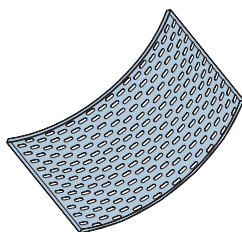
Part No.	Description	Unit
ATG1A207	75mm Riteway Tray	2.4M
ATG1A210	100mm Riteway Tray	2.4M
ATG1A215	150mm Riteway Tray	2.4M
ATG1A220	200mm Riteway Tray	2.4M
ATG1A230	300mm Riteway Tray	2.4M
ATG1A245	450mm Riteway Tray	2.4M
ATG1A260	600mm Riteway Tray	2.4M

## Riteway Bend



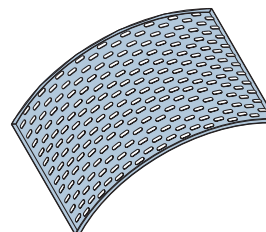
Part No.	Description	Radius (R)	Unit
ATG1B107	75mm Riteway Bend	150mm	EA
ATG1B110	100mm Riteway Bend	150mm	EA
ATG1B115	150mm Riteway Bend	150mm	EA
ATG1B120	200mm Riteway Bend	150mm	EA
ATG1B130	300mm Riteway Bend	150mm	EA
ATG1B145	450mm Riteway Bend	150mm	EA
ATG1B160	600mm Riteway Bend	150mm	EA

## Riteway Internal Riser



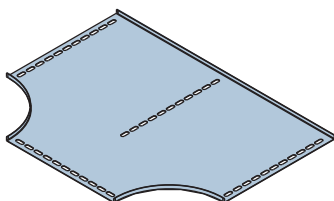
Part No.	Description	Radius (R)	Unit
ATG1I107	75mm Riteway Internal Riser	225mm	EA
ATG1I110	100mm Riteway Internal Riser	225mm	EA
ATG1I115	150mm Riteway Internal Riser	225mm	EA
ATG1I120	200mm Riteway Internal Riser	225mm	EA
ATG1I130	300mm Riteway Internal Riser	225mm	EA
ATG1I145	450mm Riteway Internal Riser	225mm	EA
ATG1I160	600mm Riteway Internal Riser	225mm	EA

## Riteway External Riser



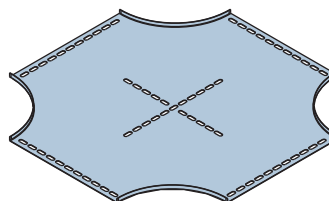
Part No.	Description	Radius (R)	Unit
ATG1E207	75mm Riteway External Riser	225mm	EA
ATG1E210	100mm Riteway External Riser	225mm	EA
ATG1E115	150mm Riteway External Riser	225mm	EA
ATG1E120	200mm Riteway External Riser	225mm	EA
ATG1E130	300mm Riteway External Riser	225mm	EA
ATG1E145	450mm Riteway External Riser	225mm	EA
ATG1E160	600mm Riteway External Riser	225mm	EA

## Riteway Tee



Part No.	Description	Radius (R)	Unit
ATG1T107	75mm Riteway Tee	150mm	EA
ATG1T110	100mm Riteway Tee	150mm	EA
ATG1T115	150mm Riteway Tee	150mm	EA
ATG1T120	200mm Riteway Tee	150mm	EA
ATG1T130	300mm Riteway Tee	150mm	EA
ATG1T145	450mm Riteway Tee	150mm	EA
ATG1T160	600mm Riteway Tee	150mm	EA

## Riteway Cross

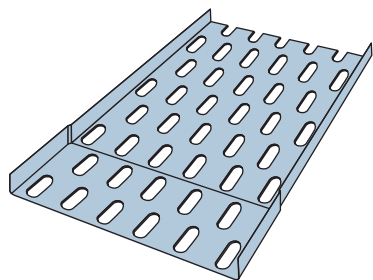


Part No.	Description	Radius (R)	Unit
ATG1X107	75mm Riteway Cross	150mm	EA
ATG1X110	100mm Riteway Cross	150mm	EA
ATG1X115	150mm Riteway Cross	150mm	EA
ATG1X120	200mm Riteway Cross	150mm	EA
ATG1X130	300mm Riteway Cross	150mm	EA
ATG1X145	450mm Riteway Cross	150mm	EA
ATG1X160	600mm Riteway Cross	150mm	EA

AHZS106008 – M6 x 8 Gutter Bolt & M6 Flange Nut (50/pack)

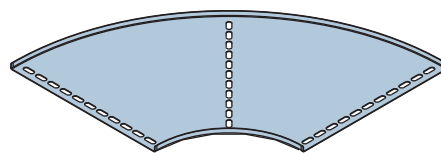
# RITEWAY TRAYS & ACCESSORIES – HOT DIPPED GALVANISED

## Riteway Tray



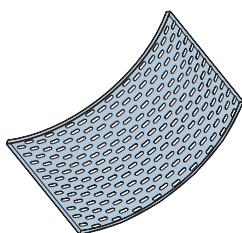
Part No.	Description	Unit
ATH1A207	75mm Riteway Tray	2.4M
ATH1A210	100mm Riteway Tray	2.4M
ATH1A215	150mm Riteway Tray	2.4M
ATH1A220	200mm Riteway Tray	2.4M
ATH1A230	300mm Riteway Tray	2.4M
ATH1A245	450mm Riteway Tray	2.4M
ATH1A260	600mm Riteway Tray	2.4M

## Riteway Bend



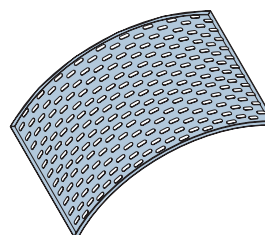
Part No.	Description	Radius (R)	Unit
ATH1B107	75mm Riteway Bend	150mm	EA
ATH1B110	100mm Riteway Bend	150mm	EA
ATH1B115	150mm Riteway Bend	150mm	EA
ATH1B120	200mm Riteway Bend	150mm	EA
ATH1B130	300mm Riteway Bend	150mm	EA
ATH1B145	450mm Riteway Bend	150mm	EA
ATH1B160	600mm Riteway Bend	150mm	EA

## Riteway Internal Riser



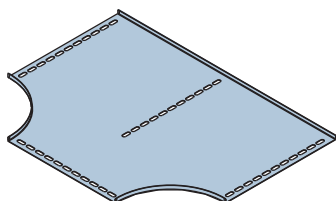
Part No.	Description	Radius (R)	Unit
ATH1I107	75mm Riteway Internal Riser	225mm	EA
ATH1I110	100mm Riteway Internal Riser	225mm	EA
ATH1I115	150mm Riteway Internal Riser	225mm	EA
ATH1I120	200mm Riteway Internal Riser	225mm	EA
ATH1I130	300mm Riteway Internal Riser	225mm	EA
ATH1I145	450mm Riteway Internal Riser	225mm	EA
ATH1I160	600mm Riteway Internal Riser	225mm	EA

## Riteway External Riser



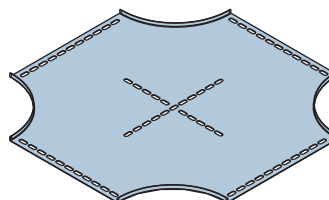
Part No.	Description	Radius (R)	Unit
ATH1E207	75mm Riteway External Riser	225mm	EA
ATH1E210	100mm Riteway External Riser	225mm	EA
ATH1E115	150mm Riteway External Riser	225mm	EA
ATH1E120	200mm Riteway External Riser	225mm	EA
ATH1E130	300mm Riteway External Riser	225mm	EA
ATH1E145	450mm Riteway External Riser	225mm	EA
ATH1E160	600mm Riteway External Riser	225mm	EA

## Riteway Tee



Part No.	Description	Radius (R)	Unit
ATH1T107	75mm Riteway Tee	150mm	EA
ATH1T110	100mm Riteway Tee	150mm	EA
ATH1T115	150mm Riteway Tee	150mm	EA
ATH1T120	200mm Riteway Tee	150mm	EA
ATH1T130	300mm Riteway Tee	150mm	EA
ATH1T145	450mm Riteway Tee	150mm	EA
ATH1T160	600mm Riteway Tee	150mm	EA

## Riteway Cross



Part No.	Description	Radius (R)	Unit
ATH1X107	75mm Riteway Cross	150mm	EA
ATH1X110	100mm Riteway Cross	150mm	EA
ATH1X115	150mm Riteway Cross	150mm	EA
ATH1X120	200mm Riteway Cross	150mm	EA
ATH1X130	300mm Riteway Cross	150mm	EA
ATH1X145	450mm Riteway Cross	150mm	EA
ATH1X160	600mm Riteway Cross	150mm	EA

AHZS106008 – M6 x 8 Gutter Bolt & M6 Flange Nut (50/pack)